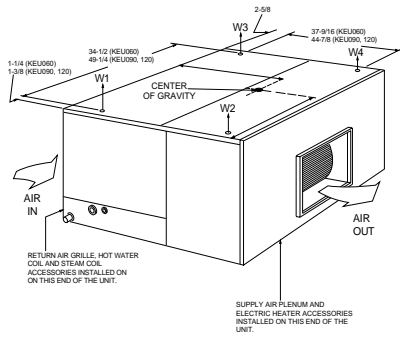


SUSPENSION MOUNTING (Horizontal Application)



SUSPENSION WEIGHTS, LBS.			
A	B	C	D

Four 3/8" - 16 weld nuts are provided in the unit support angles for ceiling suspension. Knockouts are provided in panels for access to these weld nuts. Support rods must be supplied in the field.

FIELD-INSTALLED ACCESSORIES

- SUPPLY AIR PLENUM (1SP0451)
- RETURN AIR GRILLE (1RG0451)
- BASE (1BS0451)
- (Vertical Application Only)
ELECTRIC HEATER*

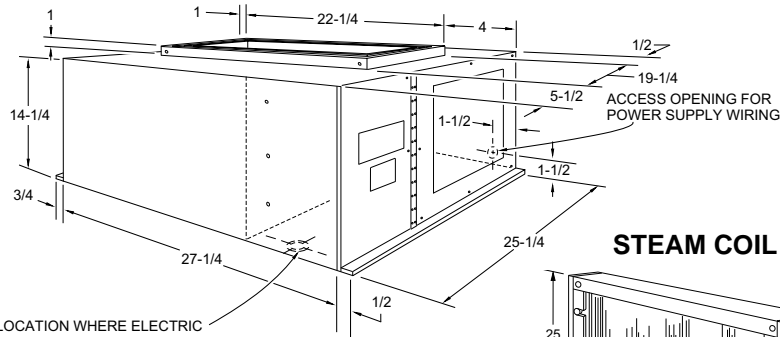
STEAM COIL (1NF0451)

- Steam Pressure _____ PSIG
- Capacity _____ MBH
- Steam Rate _____ LBS/HR
- Entering Air Temperature _____ °F

HOT WATER COIL (1HW0451)

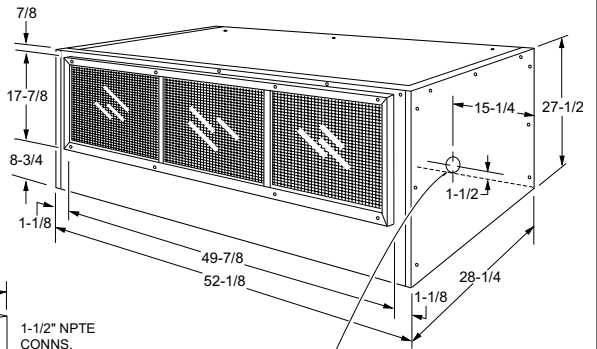
ACCESSORY DIMENSIONS – INCHES

ELECTRIC HEATER



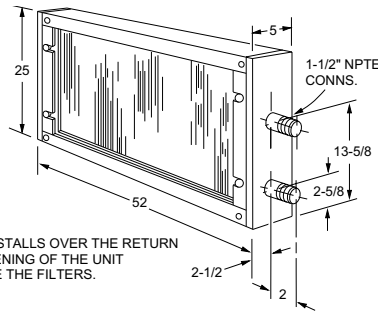
LOCATION WHERE ELECTRIC HEAT WIRING HARNESS PENETRATES THE CABINET OF THE BLOWER UNIT

SUPPLY AIR PLENUM



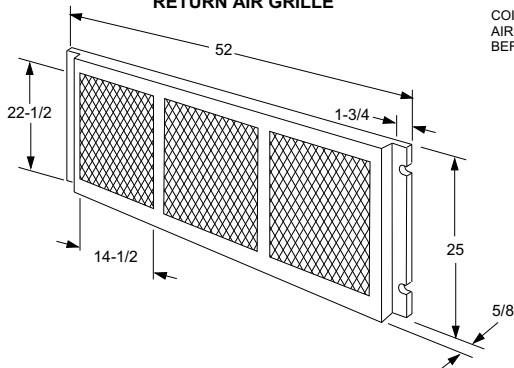
2-1/2 KNOCKOUT FOR POWER WIRING WHEN ELECTRIC HEATER IS USED

STEAM COIL

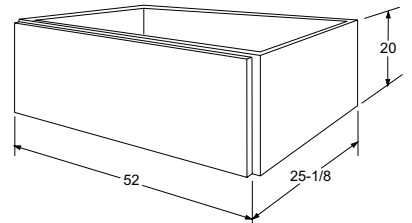


COIL INSTALLS OVER THE RETURN AIR OPENING OF THE UNIT BEFORE THE FILTERS.

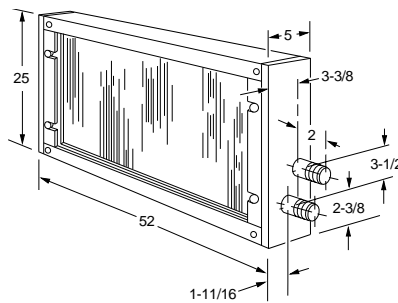
RETURN AIR GRILLE



BASE



HOT WATER COIL



NOTES:
