

TECHNICAL GUIDE

SPLIT-SYSTEM HEAT PUMPS

13 SEER – R-410A – Single Phase

MODELS:

GHGD18 THRU 60

(1.5 THRU 5 NOMINAL TONS)



Due to continuous product improvement, specifications are subject to change without notice.

Visit us on the web at www.york.com

Additional rating information can be found at

www.ahridirectory.org

WARRANTY

5-year limited parts warranty.

5-year limited compressor warranty.

DESCRIPTION

The 13 SEER Series unit is the outdoor part of a versatile climate system. It is designed with a matching indoor coil component from Johnson Controls Unitary Products. Available for typical applications this climate system is supported with accessories and documents to serve specific functions.

FEATURES

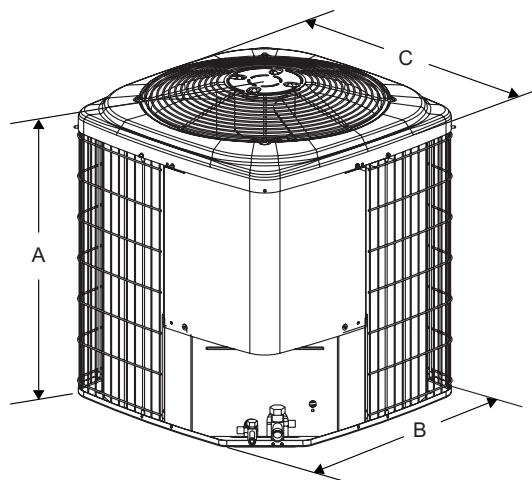
- **Quality Condenser Coils** - The coil is constructed of copper tubing and enhanced aluminum fins for increased efficiency and corrosion protection.
- **Protected Compressor** - The compressor is internally protected against high pressure, temperature, and externally by a factory installed high pressure switch. This is accomplished by the simultaneous operation of high pressure relief valve and a temperature sensor which protects the compressor if undesirable operating conditions occur. A liquid line filter-drier further protects the compressor.
- **Durable Finish** - The cabinet is made of pre-painted steel. The pre-treated galvanized steel provides a better paint to steel bond, which resists corrosion and rust creep. Special primer formulas and matted-textured finish insure less fading when exposed to sunlight.
- **Lower Installed Cost** - Installation time and costs are reduced by easy power and control wiring connections. Available in sweat connect models only. The unit contains enough refrigerant for matching indoor coils and 15 feet of interconnecting piping. The small base dimension means less space is required on the ground or roof.
- **Top Discharge** - The warm air from the top mounted fan is blown up away from the structure and any landscaping. This allows compact location on multi-unit applications.
- **Low Operating Sound Level** - The upward air flow carries the normal operating noise away from the living area. The rigid top panel effectively isolates any motor sound. Isolator mounted compressor and the rippled fins of the condenser coil muffle the normal fan motor and compressor operating sounds.
- **Low Maintenance** - Long life permanently lubricated motor-bearings need no annual servicing.
- **Easy Service Access** - Fully exposed refrigerant connections, and a single panel covering the electrical controls make for easy servicing of the unit.
- **Secured Service Valves** - Secured re-usable service valves are provided on both the liquid and vapor sweat connections for ease of evacuating and charging.
- **U.L. and C.U.L. listed** - approved for outdoor application.
- **Agency Listed** - U.L. and C.U.L. listed - approved for outdoor application. The unit is certified in accordance with the Unitary Small Equipment certification program, which is based on ARI Standard 210/240.

Physical and Electrical Data

| MODEL | | GHGD18 S41S3 | GHGD24 S41S4 | GHGD30 S41S4 | GHGD36 S41S4 | GHGD42 S41S4 | GHGD48 S41S4 | GHGD60 S41S4 |
|---|-------------------|---------------------------|-----------------|-----------------|-----------------|-----------------|-----------------|-----------------|
| Unit Supply Voltage | | 208-230V, 1 ϕ , 60Hz | | | | | | |
| Normal Voltage Range ¹ | | 187 to 252 | | | | | | |
| Minimum Circuit Ampacity | | 11.9 | 11.2 | 14.1 | 19.7 | 20.9 | 25.6 | 34.9 |
| Max. Overcurrent Device Amps ² | | 20 | 15 | 20 | 30 | 35 | 45 | 60 |
| Min. Overcurrent Device Amps ³ | | 15 | 15 | 15 | 20 | 25 | 30 | 35 |
| Compressor Type | | Scroll | Recip | Recip | Recip | Recip | Recip | Scroll |
| Compressor Amps | Rated Load | 9.0 | 8.3 | 10.6 | 14.7 | 15.7 | 19.4 | 26.9 |
| | Locked Rotor | 48.0 | 43.0 | 54.0 | 74.0 | 88.0 | 88.0 | 135.0 |
| Crankcase Heater | | No | Yes | Yes | Yes | Yes | Yes | No |
| Fan Motor Amps | Rated Load | 0.70 | 0.80 | 0.80 | 1.3 | 1.3 | 1.3 | 1.3 |
| Fan Diameter Inches | | 24 | 24 | 24 | 24 | 24 | 24 | 24 |
| Fan Motor | Rated HP | 1/10 | 1/8 | 1/8 | 1/4 | 1/4 | 1/4 | 1/4 |
| | Nominal RPM | 825 | 1075 | 1075 | 850 | 850 | 850 | 850 |
| | Nominal CFM | 2000 | 2900 | 3000 | 3800 | 3800 | 3600 | 3600 |
| Coil | Face Area Sq. Ft. | 15.7 | 18.3 | 21.0 | 23.6 | 23.6 | 23.6 | 23.6 |
| | Rows Deep | 1 | 1 | 1 | 1 | 1 | 2 | 2 |
| | Fin / Inches | 22 | 22 | 22 | 22 | 22 | 18 | 18 |
| Liquid Line Set OD (Field Installed) | | 3/8 | 3/8 | 3/8 | 3/8 | 3/8 | 3/8 | 3/8 |
| Vapor Line Set OD (Field Installed) | | 3/4 | 3/4 | 3/4 | 3/4 | 7/8 | 7/8 | 7/8 |
| Unit Charge (Lbs. - Oz.) ⁴ | | 6 - 6 | 9 - 6 | 9 - 0 | 10 - 0 | 9 - 10 | 14 - 12 | 13 - 13 |
| Charge Per Foot, Oz. | | 0.62 | 0.62 | 0.62 | 0.62 | 0.67 | 0.67 | 0.67 |
| Operating Weight Lbs. | | 172 | 194 | 206 | 218 | 218 | 285 | 284 |

1. Rated in accordance with ARI Standard 110, utilization range "A".
2. Dual element fuses or HACR circuit breaker. Maximum allowable overcurrent protection.
3. Dual element fuses or HACR circuit breaker. Minimum recommended overcurrent protection.
4. The Unit Charge is correct for the outdoor unit, matched indoor coil and 15 feet of refrigerant tubing. For tubing lengths other than 15 feet, add or subtract the amount of refrigerant, using the difference in length multiplied by the per foot value.

All dimensions are in inches. They are subject to change without notice. Certified dimensions will be provided upon request.



| Unit Model | Dimensions (Inches) | | | Refrigerant Connection Service Valve Size | |
|------------|---------------------|----|----|---|-------|
| | A ¹ | B | C | Liquid | Vapor |
| 18 | 28 | 34 | 34 | 3/8" | 3/4" |
| 24 | 32 | 34 | 34 | | |
| 30 | 36 | 34 | 34 | | |
| 36 | 40 | 34 | 34 | | |
| 42 | 40 | 34 | 34 | | |
| 48 | 40 | 34 | 34 | 7/8" | |
| 60 | 40 | 34 | 34 | | |

1. Including Fan Guard.

| System Charge for Various Matched Systems | | | | | | | |
|---|-----------------------|----------------|----------------|-----------------|-----------------|-------------|-------------|
| Outdoor Unit | GHGD18S41S3 | GHGD24S41S4 | GHGD30S41S4 | GHGD36S41S4 | GHGD42S41S4 | GHGD48S41S4 | GHGD60S41S4 |
| Required Orifice or TXV ¹ | .051/4F1 | .054/4G1 | .063/4G1 | .071/4H1 | .075/4H1 | 4J1 | 4K1 |
| Factory Charge, lbs-oz | 6 - 6 | 9 - 6 | 9 - 0 | 10 - 0 | 9 - 10 | 14 - 12 | 13 - 13 |
| Indoor Coil ^{2,3} | Additional Charge, Oz | | | | | | |
| FC/MC/PC/JC18 | .051/ TXV + 0 | — | — | — | — | — | — |
| FC/MC/PC/JC24 | .051/ TXV + 5 | — | — | — | — | — | — |
| FC/MC/PC/JC30 | .051/ TXV + 5 | — | — | — | — | — | — |
| FC/MC/PC32 | — | .054 / TXV + 0 | .063 / TXV + 0 | — | — | — | — |
| FC/MC/PC35 | — | .054 / TXV + 0 | .063 / TXV + 0 | — | — | — | — |
| FC/MC/PC37 | — | .054 / TXV + 5 | .063 / TXV + 6 | .071 / TXV + 0 | — | — | — |
| FC/MC/PC43 | — | .054 / TXV + 5 | .063 / TXV + 6 | .071 / TXV + 0 | — | — | — |
| FC/MC/PC/UC48 | — | — | — | .071 / TXV + 10 | .075 / TXV + 0 | — | — |
| FC/MC/PC/UC60 | — | — | — | — | .075 / TXV + 8 | TXV + 0 | — |
| FC/PC62 | — | — | — | — | — | TXV + 5 | TXV + 0 |
| FC64 | — | — | — | — | — | — | TXV + 8 |
| HD18 | .051/ TXV + 14 | — | — | — | — | — | — |
| HD24 | .051/ TXV + 0 | — | — | — | — | — | — |
| HD48 | — | — | — | .071 / TXV + 13 | — | — | — |
| HD60 | — | — | — | — | .075 / TXV + 10 | — | — |
| AHP18 | .051/ TXV + 0 | — | — | — | — | — | — |
| AHP24 | .051/ TXV + 2 | — | — | — | — | — | — |
| AHP30 | — | .054 / TXV + 0 | .063 / TXV + 0 | — | — | — | — |
| AHP36 | — | — | .063 / TXV + 6 | .071 / TXV + 0 | — | — | — |
| AHP42 | — | — | — | .071 / TXV + 0 | — | — | — |
| AHP48 | — | — | — | — | .075 / TXV + 8 | TXV + 0 | — |
| AHP60 | — | — | — | — | .075 / TXV + 8 | TXV + 0 | — |
| AHX18 | .051/ TXV + 0 | — | — | — | — | — | — |
| AHX30 | — | .054 / TXV + 0 | .063 / TXV + 0 | — | — | — | — |
| AHX36 | — | .054 / TXV + 5 | .063 / TXV + 6 | .071 / TXV + 0 | — | — | — |
| AHX42 | — | — | — | .071 / TXV + 10 | .075 / TXV + 0 | — | — |
| AHX48 | — | — | — | — | .075 / TXV + 8 | TXV + 0 | — |
| AHX60 | — | — | — | — | — | TXV + 5 | TXV + 0 |
| AV24 | .051/ TXV + 2 | — | — | — | — | — | — |
| AV36 | — | .054 / TXV + 5 | .063 / TXV + 6 | .071 / TXV + 0 | — | — | — |
| AV48 | — | — | — | — | .075 / TXV + 8 | TXV + 0 | — |
| AV60 | — | — | — | — | .075 / TXV + 8 | TXV + 0 | — |
| F4FP024 | .051/ TXV + 0 | — | — | — | — | — | — |
| F4FP040 | — | .054 / TXV + 0 | .063 / TXV + 0 | — | — | — | — |
| F4FP045 | — | — | — | .071 / TXV + 14 | .075 / TXV + 8 | — | — |
| F4FV060 | — | — | — | — | .075 / TXV + 8 | TXV + 0 | — |
| F5FP048 | — | — | — | .071 / TXV + 12 | .075 / TXV + 0 | — | — |
| F5FP060 | — | — | — | — | .075 / TXV + 8 | TXV + 0 | — |
| F6FP018 | .051/ TXV + 0 | — | — | — | — | — | — |
| F6FP024 | .051/ TXV + 2 | — | — | — | — | — | — |
| F6FP030 | — | .054 / TXV + 0 | .063 / TXV + 0 | — | — | — | — |
| F6FP036 | — | .054 / TXV + 0 | .063 / TXV + 0 | — | — | — | — |
| F6FP042 | — | — | — | .071 / TXV + 10 | .075 / TXV + 0 | — | — |
| F6FP048 | — | — | — | — | .075 / TXV + 8 | TXV + 0 | — |
| F6FP060 | — | — | — | — | — | TXV + 5 | TXV + 0 |

FOOTNOTES:

1. For applications requiring a TXV use 1TVM0 series kit.
2. Systems matched with furnace or air handlers not equipped with blower-off delays may require blower Time Delay Kit 2FD06700224.
3. PC coils cannot be used in downflow or horizontal applications. FC coils cannot be used in horizontal applications.

PROCEDURES:

1. Unit factory charge listed on the unit nameplate includes refrigerant for the condenser, the smallest evaporator and 15 feet of interconnecting line tubing.
2. Verify the TXV and additional charge required for specific evaporator coil in the system using the above table.
3. Additional charge for the amount of interconnecting line tubing greater than 15 feet at the rate specified in Physical and Electrical Data Table.
4. For TXV matches requiring additional charge, the refrigerant needs to be weighed in for specific coil match and lineset length.
5. Permanently mark the unit nameplate with the total system charge. Total System Charge = Base Charge (as shipped) + adder for evaporator + adder for line set.

COOLING CAPACITY - With Air Handler Coils

| UNIT MODEL | AIR HANDLER | | COIL MODEL ¹ | COOLING | | | | |
|--|-------------|----|----------------------------|--------------|---------|-------|-------|-------|
| | MODEL | W | | RATED CFM | NET MBH | | SEER | EER |
| | | | | | TOTAL | SENS. | | |
| 13 SEER HP WITH MA | | | | | | | | |
| GHGD18S41S3 | MA08B | 17 | FC/MC18B | 600 | 18.0 | 14.0 | 13.00 | 11.00 |
| | MA08B | 17 | FC/MC24B | 600 | 18.0 | 14.0 | 13.50 | 11.00 |
| GHGD24S41S4 | MA12B | 17 | FC/MC35 | 800 | 23.6 | 17.1 | 13.00 | 11.00 |
| | MA12B | 17 | FC/MC43 | 800 | 24.0 | 17.3 | 13.00 | 11.00 |
| GHGD30S41S4 | MA12B | 17 | FC/MC35 | 1000 | 29.8 | 21.8 | 13.00 | 11.00 |
| | MA12B | 17 | FC/MC43 | 1000 | 30.0 | 22.2 | 13.00 | 11.00 |
| GHGD36S41S4 | MA12B | 17 | FC/MC43 | 1200 | 36.0 | 26.6 | 13.00 | 11.00 |
| GHGD42S41S4 | MA16C | 21 | FC/MC60 | 1400 | 41.0 | 31.8 | 13.00 | 11.00 |
| GHGD48S41S4 | MA16C | 24 | FC/MC60 | 1600 | 44.0 | 33.4 | 13.00 | 11.00 |
| GHGD60S41S4 | MA20D | 24 | FC/MC62 | 1800 | 55.0 | 40.0 | 13.00 | 11.00 |
| | MA20D | 24 | FC64 | 1800 | 56.0 | 41.5 | 13.00 | 11.00 |
| 13 SEER HP WITH MV - VARIABLE SPEED | | | | | | | | |
| GHGD18S41S3 | MV12B | 17 | FC/MC18B | 600 | 18.0 | 13.7 | 14.00 | 12.00 |
| | MV12B | 17 | FC/MC24B | 600 | 18.0 | 13.7 | 14.00 | 12.00 |
| GHGD24S41S4 | MV12B | 17 | FC/MC35B | 800 | 24.0 | 17.5 | 14.50 | 12.00 |
| | MV12B | 17 | FC/MC43B | 800 | 24.0 | 17.3 | 14.50 | 12.00 |
| GHGD30S41S4 | MV12B | 17 | FC/MC35B | 1010 | 30.0 | 22.0 | 14.50 | 12.00 |
| | MV16C | 21 | FC/MC35C | 1070 | 30.0 | 23.0 | 14.50 | 12.00 |
| | MV12B | 17 | FC/MC43B | 1000 | 30.0 | 22.2 | 14.50 | 12.00 |
| | MV16C | 21 | FC/MC43C | 1000 | 30.0 | 22.2 | 14.50 | 12.00 |
| GHGD36S41S4 | MV12B | 17 | FC/MC43B | 1225 | 36.0 | 27.2 | 14.50 | 12.00 |
| | MV16C | 21 | FC/MC43C | 1200 | 36.0 | 26.8 | 14.50 | 12.00 |
| | MV12D | 24 | FC/MC48D | 1160 | 36.0 | 26.6 | 14.50 | 12.00 |
| | MV16C | 21 | FC/MC48C | 1200 | 36.0 | 26.6 | 14.50 | 12.00 |
| GHGD42S41S4 | MV16C | 21 | FC/MC48C | 1400 | 40.0 | 32.0 | 13.50 | 11.50 |
| | MV20D | 24 | FC/MC48D | 1440 | 40.5 | 32.8 | 14.00 | 12.00 |
| | MV16C | 21 | FC/MC60C | 1400 | 41.5 | 32.4 | 14.00 | 12.00 |
| | MV20D | 24 | FC/MC60D | 1400 | 42.0 | 32.4 | 14.00 | 12.00 |
| GHGD48S41S4 | MV16C | 21 | FC/PC60C | 1600 | 44.0 | 33.4 | 14.00 | 11.50 |
| | MV20D | 24 | FC/MC60D | 1600 | 44.5 | 33.8 | 14.50 | 12.00 |
| | MV20D | 24 | FC/MC62D | 1630 | 45.5 | 34.4 | 14.50 | 12.00 |
| GHGD60S41S4 | MV20D | 24 | FC/MC62D | 1855 | 55.5 | 40.5 | 13.75 | 11.50 |
| | MV20D | 24 | FC64D | 1855 | 56.0 | 41.5 | 14.00 | 12.00 |
| 13 SEER HP WITH AV / SV / F*FV - VARIABLE SPEED | | | | | | | | |
| GHGD18S41S3 | AV*24 | 17 | - | 550 | 18.0 | 13.7 | 14.00 | 12.00 |
| GHGD24S41S4 | AV*36 | 21 | - | 725 | 24.0 | 17.0 | 14.50 | 12.00 |
| GHGD30S41S4 | AV*36 | 21 | - | 960 | 30.0 | 22.4 | 14.50 | 12.00 |
| GHGD36S41S4 | AV*36 | 21 | - | 1190 | 36.0 | 26.8 | 14.50 | 12.00 |
| GHGD42S41S4 | F4FV060 | 24 | - | 1350 | 40.5 | 32.2 | 14.00 | 12.00 |
| | AV*48 | 24 | - | 1385 | 42.0 | 32.6 | 14.50 | 12.00 |
| | AV*60 | 24 | - | 1360 | 42.0 | 32.6 | 14.50 | 12.00 |
| GHGD48S41S4 | F4FV060 | 24 | - | 1665 | 44.5 | 34.2 | 14.50 | 12.00 |
| | AV*48 | 24 | - | 1625 | 45.0 | 34.4 | 14.50 | 12.00 |
| | AV*60 | 24 | - | 1560 | 45.0 | 34.6 | 14.50 | 12.00 |

For Notes See Page 5.

COOLING CAPACITY - With Air Handler Coils (Continued)

| UNIT MODEL | AIR HANDLER | | COIL MODEL ¹ | COOLING | | | | |
|---|-------------|----|-------------------------|-----------|---------|-------|-------|-------|
| | MODEL | W | | RATED CFM | NET MBH | | SEER | EER |
| | | | | | TOTAL | SENS. | | |
| 13 SEER HP WITH AHP / SHP / AHX / F*FP | | | | | | | | |
| GHGD18S41S3 | AHP18 | 17 | — | 600 | 18.0 | 14.0 | 13.00 | 11.00 |
| | AHX18 | 17 | — | 600 | 18.0 | 14.0 | 14.50 | 12.00 |
| | F4FP024 | 17 | — | 600 | 18.0 | 14.0 | 13.00 | 11.00 |
| | F6FP018 | 17 | — | 600 | 18.0 | 14.0 | 14.50 | 12.00 |
| | F6FP024 | 17 | — | 610 | 18.0 | 14.0 | 14.50 | 12.00 |
| GHGD24S41S4 | AHP30 | 17 | — | 800 | 23.8 | 17.1 | 13.00 | 11.00 |
| | F4FP040 | 21 | — | 800 | 23.8 | 17.1 | 13.00 | 11.00 |
| | AHX30 | 17 | — | 820 | 24.0 | 17.5 | 14.00 | 12.00 |
| | AHX36 | 21 | — | 820 | 24.0 | 17.5 | 14.00 | 12.00 |
| | F6FP030 | 17 | — | 850 | 24.0 | 17.6 | 14.00 | 12.00 |
| GHGD30S41S4 | F6FP036 | 21 | — | 855 | 24.0 | 17.6 | 14.00 | 12.00 |
| | AHP30 | 17 | — | 1000 | 30.0 | 22.2 | 13.00 | 11.00 |
| | AHP36 | 21 | — | 1000 | 30.0 | 22.2 | 13.00 | 11.00 |
| | AHX30 | 17 | — | 1025 | 30.0 | 22.6 | 14.50 | 12.00 |
| | AHX36 | 21 | — | 1005 | 30.0 | 22.4 | 14.50 | 12.00 |
| | F4FP040 | 21 | — | 1000 | 29.8 | 21.8 | 13.00 | 11.00 |
| GHGD36S41S4 | F6FP030 | 17 | — | 1035 | 30.0 | 22.0 | 14.00 | 11.50 |
| | F6FP036 | 21 | — | 980 | 30.0 | 22.0 | 14.50 | 12.00 |
| | AHP36 | 21 | — | 1200 | 36.0 | 26.4 | 13.00 | 11.00 |
| | AHX36 | 21 | — | 1225 | 36.0 | 26.8 | 14.50 | 12.00 |
| | F6FP042 | 24 | — | 1290 | 36.0 | 27.6 | 14.50 | 12.00 |
| | F5FP048 | 24 | — | 1235 | 36.0 | 27.2 | 14.50 | 12.00 |
| | F4FP045 | 24 | — | 1200 | 36.0 | 26.8 | 13.00 | 11.00 |
| GHGD42S41S4 | AHX42 | 21 | — | 1190 | 36.0 | 26.8 | 14.50 | 12.00 |
| | AHP42 | 21 | — | 1255 | 36.0 | 27.2 | 13.00 | 11.00 |
| | AHX42 | 21 | — | 1395 | 40.5 | 32.4 | 14.00 | 12.00 |
| | F6FP042 | 24 | — | 1455 | 40.5 | 32.8 | 13.50 | 11.50 |
| | AHP60 | 24 | — | 1400 | 42.0 | 32.4 | 14.00 | 12.00 |
| | AHP48 | 24 | — | 1370 | 41.0 | 31.0 | 13.00 | 11.00 |
| | AHX48 | 24 | — | 1445 | 42.0 | 33.0 | 14.50 | 12.00 |
| | F4FP045 | 24 | — | 1400 | 41.0 | 31.8 | 13.00 | 11.00 |
| | F5FP048 | 24 | — | 1455 | 41.5 | 32.6 | 14.00 | 12.00 |
| GHGD48S41S4 | F6FP048 | 24 | — | 1380 | 42.0 | 32.4 | 14.50 | 12.00 |
| | F5FP060 | 24 | — | 1485 | 42.0 | 33.2 | 14.00 | 12.00 |
| | AHP48 | 24 | — | 1685 | 45.0 | 34.6 | 13.00 | 11.00 |
| | AHP60 | 24 | — | 1600 | 44.5 | 34.0 | 14.50 | 12.00 |
| | AHX48 | 24 | — | 1660 | 45.5 | 35.0 | 14.50 | 12.00 |
| | AHX60 | 24 | — | 1570 | 45.5 | 34.4 | 14.50 | 12.00 |
| | F5FP060 | 24 | — | 1665 | 44.5 | 34.2 | 14.50 | 12.00 |
| GHGD60S41S4 | F6FP048 | 24 | — | 1625 | 45.0 | 34.4 | 14.50 | 12.00 |
| | F6FP060 | 24 | — | 1570 | 45.5 | 34.4 | 14.50 | 12.00 |
| | AHX60 | 24 | — | 1830 | 55.0 | 40.5 | 14.00 | 11.50 |
| | F6FP060 | 24 | — | 1875 | 56.0 | 41.5 | 14.00 | 12.00 |

Rated in accordance with DOE test procedures (Federal Register 12-27-79 and 3-18-88) and ARI Standards 210.

Cooling MBH based on 80°F entering air temperature, 50% RH, and rated air flow.

EER (Energy Efficiency Ratio) is the total cooling output in BTU's at 95°F outdoor ambient divided by the total electric power in watt-hours at those conditions.

SEER (Seasonal Energy Efficiency Ratio) is the total cooling output in BTU's during a normal annual usage period for cooling divided by the total electric power input in watt-hours during the same period.

1. MC coils available with a factory installed horizontal drain pan. See price pages for specific model number.

— = Not applicable.

COOLING CAPACITY - Upflow, Downflow & Horizontal Furnaces and Coils

| UNIT MODEL | FURNACE** | | COIL MODEL | COOLING | | | | |
|-------------|--------------------------|-------|------------|--------------|---------|-------|-------------------|-------|
| | CFM RANGE (Min.-max.) | W | | RATED CFM | NET MBH | | SEER ¹ | EER |
| | | | | | TOTAL | SENS. | | |
| GHGD18S41S3 | 450 - 750 | 14,17 | FC/MC/PC18 | 600 | 18.0 | 14.0 | 13.00 | 11.00 |
| | 450 - 750 | 14,17 | FC/MC/PC24 | 600 | 18.0 | 14.0 | 13.50 | 11.00 |
| | 450 - 750 | 14 | HC18 | 600 | 18.0 | 14.0 | 13.00 | 11.00 |
| | 450 - 750 | 14 | HD24 | 600 | 18.0 | 14.0 | 13.50 | 11.00 |
| GHGD24S41S4 | 600 - 1000 | 14 | FC/MC/PC32 | 800 | 23.8 | 17.1 | 13.00 | 11.00 |
| | 600 - 1000 | 17,21 | FC/MC/PC35 | 800 | 23.6 | 17.1 | 13.00 | 11.00 |
| | 600 - 1000 | 14 | FC/MC/PC37 | 800 | 24.0 | 17.3 | 13.00 | 11.00 |
| | 600 - 1000 | 17,21 | FC/MC/PC43 | 800 | 24.0 | 17.3 | 13.00 | 11.00 |
| GHGD30S41S4 | 800 - 1200 | 14 | FC/MC/PC32 | 1000 | 29.8 | 21.8 | 13.00 | 11.00 |
| | 800 - 1200 | 17,21 | FC/MC/PC35 | 1000 | 29.8 | 21.8 | 13.00 | 11.00 |
| | 800 - 1200 | 14 | FC/MC/PC37 | 1000 | 30.0 | 22.2 | 13.00 | 11.00 |
| | 800 - 1200 | 17,21 | FC/MC/PC43 | 1000 | 30.0 | 22.2 | 13.00 | 11.00 |
| GHGD36S41S4 | 1000 - 1400 | 17,21 | FC/MC/PC43 | 1200 | 36.0 | 26.6 | 13.00 | 11.00 |
| | 1000 - 1400 | 14 | FC/MC/PC37 | 1200 | 36.0 | 26.8 | 13.00 | 11.00 |
| | 1000 - 1400 | - | HD48 | 1200 | 36.0 | 26.4 | 13.00 | 11.00 |
| | 1000 - 1400 | 21,24 | FC/MC/PC48 | 1200 | 36.0 | 26.6 | 13.00 | 11.00 |
| | 1000 - 1400 | 21,24 | UC48 | 1200 | 36.0 | 26.8 | 13.00 | 11.00 |
| GHGD42S41S4 | 1200 - 1600 | 21,24 | FC/MC/PC60 | 1400 | 41.0 | 31.8 | 13.00 | 11.00 |
| | 1200 - 1600 | - | HD60 | 1400 | 41.0 | 31.4 | 13.00 | 11.00 |
| | 1200 - 1600 | 21,24 | UC60 | 1400 | 40.5 | 31.0 | 13.00 | 11.00 |
| GHGD48S41S4 | 1400 - 1800 | 21,24 | FC/MC/PC60 | 1600 | 44.0 | 33.4 | 13.00 | 11.00 |
| | 1400 - 1800 | 24 | FC/MC62 | 1600 | 44.5 | 33.8 | 13.00 | 11.00 |
| | 1400 - 1800 | 21,24 | UC60 | 1600 | 44.0 | 32.8 | 13.00 | 11.00 |
| GHGD60S41S4 | 1600 - 2000 | 24 | FC/MC62 | 1800 | 55.0 | 40.0 | 13.00 | 11.00 |
| | 1600 - 2000 | 24 | FC64 | 1800 | 56.0 | 41.5 | 13.00 | 11.00 |

1. Requires a 2FD06700224 Blower Time Delay unless a standard furnace is equipped with one.

** Refer to Quick Selection Chart for specific furnace match-up.

COOLING CAPACITY - With High Efficiency Motor Furnaces

| UNIT MODEL | FURNACE MODEL | COIL MODEL ¹ | W | COOLING | | | | |
|--|---------------------|-------------------------|-----|-----------|---------|-------|-------|-------|
| | | | | RATED CFM | Net MBH | | SEER | EER |
| | | | | | TOTAL | SENS. | | |
| 13 SEER HP WITH VARIABLE SPEED FURNACES² | | | | | | | | |
| GHGD18S41S3 | T*(8,L)X*A12 | FC/MC/PC18A | 14 | 540 | 18.0 | 14.3 | 14.00 | 12.00 |
| | T*(8,L)X*B12 | FC/MC/PC18B | 17 | 580 | 18.0 | 14.6 | 14.00 | 12.00 |
| | T*9X*B12 | FC/MC/PC18B | 17 | 590 | 18.0 | 14.7 | 14.00 | 12.00 |
| | T*(8,L)X*A12 | FC/MC/PC24A | 14 | 595 | 18.0 | 14.9 | 14.00 | 12.00 |
| | T*(8,L)X*B12 | FC/MC/PC24B | 17 | 620 | 18.0 | 14.9 | 14.00 | 12.00 |
| | T*9X*B12 | FC/MC/PC24B | 17 | 615 | 18.0 | 14.9 | 14.00 | 12.00 |
| | T*(8,L)X*A12 | FC/MC/PC30A | 14 | 595 | 18.0 | 14.9 | 14.00 | 12.00 |
| | T*(8,L)X*B12 | FC/MC/PC30B | 17 | 620 | 18.0 | 14.9 | 14.00 | 12.00 |
| | T*9X*B12 | FC/MC/PC30B | 17 | 615 | 18.0 | 14.9 | 14.00 | 12.00 |
| | (T*(8,L)C/T*8V)*A12 | FC/MC/PC18A | 14 | 620 | 18.0 | 12.3 | 14.50 | 12.30 |
| | (T*(8,L)C/T*8V)*B12 | FC/MC/PC18B | 17 | 580 | 18.0 | 11.9 | 14.40 | 12.20 |
| | (T*9C/T*9V)*B12 | FC/MC/PC18B | 17 | 610 | 18.0 | 12.2 | 14.60 | 12.40 |
| | (T*(8,L)C/T*8V)*A12 | FC/MC/PC24A | 14 | 640 | 18.0 | 12.7 | 14.80 | 12.50 |
| | (T*(8,L)C/T*8V)*B12 | FC/MC/PC24B | 17 | 575 | 18.0 | 12.2 | 14.90 | 12.60 |
| | (T*9C/T*9V)*B12 | FC/MC/PC24B | 17 | 610 | 18.0 | 12.7 | 14.90 | 12.60 |
| | (T*(8,L)C/T*8V)*A12 | FC/MC/PC30A | 14 | 640 | 18.0 | 12.7 | 14.80 | 12.50 |
| | (T*(8,L)C/T*8V)*B12 | FC/MC/PC30B | 17 | 575 | 18.0 | 12.2 | 14.90 | 12.60 |
| | (T*9C/T*9V)*B12 | FC/MC/PC30B | 17 | 610 | 18.0 | 12.7 | 14.90 | 12.60 |
| | (T*(8,L)C/T*8V)*A12 | HC18 | 14 | 620 | 18.0 | 12.3 | 14.50 | 12.30 |
| | (T*(8,L)C/T*8V)*A12 | HD24 | 14 | 640 | 18.0 | 12.6 | 14.90 | 12.60 |
| | (T*(8,L)C/T*8V)*B12 | HD24 | 17 | 575 | 18.0 | 12.2 | 14.90 | 12.60 |
| | (T*9C/T*9V)*B12 | HD24 | 17 | 610 | 18.0 | 12.6 | 15.00 | 12.70 |
| | (T*(8,L)C/T*8V)*A12 | UC18A | 14 | 620 | 18.0 | 12.4 | 14.60 | 12.30 |
| | (T*(8,L)C/T*8V)*B12 | UC18B | 17 | 580 | 18.0 | 12.0 | 14.60 | 12.30 |
| | (T*9C/T*9V)*B12 | UC18B | 17 | 610 | 18.0 | 12.3 | 14.80 | 12.40 |
| | (T*(8,L)C/T*8V)*A12 | UC24A | 14 | 640 | 18.0 | 12.8 | 14.80 | 12.50 |
| | (T*(8,L)C/T*8V)*B12 | UC24B | 17 | 575 | 18.0 | 12.3 | 14.90 | 12.60 |
| | (T*9C/T*9V)*B12 | UC24B | 17 | 610 | 18.0 | 12.8 | 14.90 | 12.60 |
| (T*(8,L)C/T*8V)*A12 | UC30A | 14 | 640 | 18.0 | 12.8 | 14.80 | 12.50 | |
| (T*(8,L)C/T*8V)*B12 | UC30B | 17 | 575 | 18.0 | 12.3 | 15.00 | 12.60 | |
| (T*9C/T*9V)*B12 | UC30B | 17 | 610 | 18.0 | 12.8 | 15.00 | 12.60 | |
| GHGD24S41S4 | T*(8,L)X*A12 | FC/MC/PC32A | 14 | 800 | 24.0 | 17.5 | 14.50 | 12.00 |
| | T*(8,L)X*B12 | FC/MC/PC35B | 17 | 850 | 24.0 | 17.6 | 14.50 | 12.00 |
| | T*(8,L)X*C16 | FC/MC/PC35C | 21 | 865 | 24.0 | 17.6 | 14.50 | 12.00 |
| | T*(8,L)X*C20 | FC/MC/PC35C | 21 | 885 | 24.0 | 17.6 | 14.50 | 12.00 |
| | T*9X*B12 | FC/MC/PC35B | 17 | 785 | 24.0 | 17.4 | 14.50 | 12.00 |
| | T*9X*C16 | FC/MC/PC35C | 21 | 765 | 24.0 | 17.3 | 14.50 | 12.00 |
| | T*9X*C20 | FC/MC/PC35C | 21 | 825 | 24.0 | 17.6 | 14.50 | 12.00 |
| | T*(8,L)X*A12 | FC/MC/PC37A | 14 | 840 | 24.0 | 17.8 | 14.50 | 12.00 |
| | T*(8,L)X*B12 | FC/MC/PC43B | 17 | 865 | 24.0 | 18.0 | 14.50 | 12.00 |
| | T*(8,L)X*C16 | FC/MC/PC43C | 21 | 855 | 24.0 | 17.9 | 14.50 | 12.00 |
| | T*(8,L)X*C20 | FC/MC/PC43C | 21 | 815 | 24.0 | 17.3 | 14.50 | 12.00 |
| | T*9X*B12 | FC/MC/PC43B | 17 | 800 | 24.0 | 17.3 | 14.50 | 12.00 |
| | T*9X*C16 | FC/MC/PC43C | 21 | 785 | 24.0 | 17.3 | 14.50 | 12.00 |
| | T*9X*C20 | FC/MC/PC43C | 21 | 790 | 24.0 | 17.3 | 14.50 | 12.00 |
| | (T*(8,L)C/T*8V)*A12 | FC/MC/PC32A | 14 | 775 | 24.0 | 17.2 | 14.00 | 12.00 |
| | (T*(8,L)C/T*8V)*B12 | FC/MC/PC35B | 17 | 760 | 24.0 | 17.2 | 14.00 | 12.00 |
| | (T*(8,L)C/T*8V)*C16 | FC/MC/PC35C | 21 | 855 | 24.0 | 17.6 | 14.50 | 12.00 |
| | (T*(8,L)C/T*8V)*C20 | FC/MC/PC35C | 21 | 740 | 24.0 | 17.0 | 14.50 | 12.00 |
| | (T*9C/T*9V)*B12 | FC/MC/PC35B | 17 | 815 | 24.0 | 17.6 | 14.00 | 12.00 |
| | (T*9C/T*9V)*C16 | FC/MC/PC35C | 21 | 900 | 24.0 | 18.1 | 14.50 | 12.00 |

For Notes See Page 10.

COOLING CAPACITY - With High Efficiency Motor Furnaces (Continued)

| UNIT MODEL | FURNACE MODEL | COIL MODEL ¹ | W | COOLING | | | | |
|--|---------------------|-------------------------|-----|-----------|---------|-------|-------|-------|
| | | | | RATED CFM | Net MBH | | SEER | EER |
| | | | | | TOTAL | SENS. | | |
| 13 SEER HP WITH VARIABLE SPEED FURNACES² | | | | | | | | |
| GHGD24S41S4 | (T*9C/T*9V)*C20 | FC/MC/PC35C | 21 | 755 | 24.0 | 17.2 | 14.50 | 12.00 |
| | (T*(8,L)C/T*8V)*A12 | FC/MC/PC37A | 14 | 805 | 24.0 | 17.3 | 14.50 | 12.00 |
| | (T*(8,L)C/T*8V)*B12 | FC/MC/PC43B | 17 | 760 | 24.0 | 17.2 | 14.00 | 12.00 |
| | (T*(8,L)C/T*8V)*C16 | FC/MC/PC43C | 21 | 895 | 24.0 | 18.1 | 14.50 | 12.00 |
| | (T*(8,L)C/T*8V)*C20 | FC/MC/PC43C | 21 | 760 | 24.0 | 17.2 | 14.50 | 12.00 |
| | (T*9C/T*9V)*B12 | FC/MC/PC43B | 17 | 800 | 24.0 | 17.3 | 14.50 | 12.00 |
| | (T*9C/T*9V)*C16 | FC/MC/PC43C | 21 | 810 | 24.0 | 17.3 | 14.50 | 12.00 |
| | (T*9C/T*9V)*C20 | FC/MC/PC43C | 21 | 890 | 24.0 | 18.1 | 14.50 | 12.00 |
| GHGD30S41S4 | T*(8,L)X*A12 | FC/MC/PC32A | 14 | 970 | 30.0 | 22.0 | 14.00 | 12.00 |
| | T*(8,L)X*B12 | FC/MC/PC35B | 17 | 1120 | 30.0 | 23.2 | 14.50 | 12.00 |
| | T*(8,L)X*C16 | FC/MC/PC35C | 21 | 1105 | 30.0 | 23.2 | 14.50 | 12.00 |
| | T*(8,L)X*C20 | FC/MC/PC35C | 21 | 850 | 29.8 | 21.4 | 14.50 | 12.00 |
| | T*9X*B12 | FC/MC/PC35B | 17 | 1085 | 30.0 | 23.0 | 14.50 | 12.00 |
| | T*9X*C16 | FC/MC/PC35C | 21 | 1075 | 30.0 | 23.0 | 14.50 | 12.00 |
| | T*9X*C20 | FC/MC/PC35C | 21 | 835 | 29.8 | 21.2 | 14.50 | 12.00 |
| | T*(8,L)X*A12 | FC/MC/PC37A | 14 | 1105 | 30.0 | 23.2 | 14.50 | 12.00 |
| | T*(8,L)X*B12 | FC/MC/PC43B | 17 | 1125 | 30.0 | 23.4 | 14.50 | 12.00 |
| | T*(8,L)X*C16 | FC/MC/PC43C | 21 | 955 | 30.0 | 22.2 | 14.50 | 12.00 |
| | T*(8,L)X*C20 | FC/MC/PC43C | 21 | 870 | 30.0 | 21.6 | 14.50 | 12.00 |
| | T*9X*B12 | FC/MC/PC43B | 17 | 1095 | 30.0 | 23.2 | 14.50 | 12.00 |
| | T*9X*C16 | FC/MC/PC43C | 21 | 1055 | 30.0 | 22.8 | 14.50 | 12.00 |
| | T*9X*C20 | FC/MC/PC43C | 21 | 720 | 29.2 | 19.9 | 14.50 | 12.00 |
| | (T*(8,L)C/T*8V)*A12 | FC/MC/PC32A | 14 | 1045 | 30.0 | 22.0 | 13.50 | 11.00 |
| | (T*(8,L)C/T*8V)*B12 | FC/MC/PC35B | 17 | 995 | 30.0 | 22.0 | 14.50 | 12.00 |
| | (T*(8,L)C/T*8V)*C16 | FC/MC/PC35C | 21 | 1025 | 30.0 | 22.0 | 14.50 | 12.00 |
| | (T*(8,L)C/T*8V)*C20 | FC/MC/PC35C | 21 | 1080 | 30.0 | 23.0 | 14.50 | 12.00 |
| | (T*9C/T*9V)*B12 | FC/MC/PC35B | 17 | 1045 | 30.0 | 22.0 | 14.00 | 11.50 |
| | (T*9C/T*9V)*C16 | FC/MC/PC35C | 21 | 1005 | 30.0 | 22.0 | 14.50 | 12.00 |
| | (T*9C/T*9V)*C20 | FC/MC/PC35C | 21 | 985 | 30.0 | 22.0 | 14.50 | 12.00 |
| | (T*(8,L)C/T*8V)*A12 | FC/MC/PC37A | 14 | 950 | 30.0 | 22.0 | 14.50 | 12.00 |
| | (T*(8,L)C/T*8V)*B12 | FC/MC/PC43B | 17 | 1040 | 30.0 | 22.8 | 14.50 | 12.00 |
| | (T*(8,L)C/T*8V)*C16 | FC/MC/PC43C | 21 | 990 | 30.0 | 22.2 | 14.50 | 12.00 |
| | (T*(8,L)C/T*8V)*C20 | FC/MC/PC43C | 21 | 1000 | 30.0 | 22.2 | 14.50 | 12.00 |
| | (T*9C/T*9V)*B12 | FC/MC/PC43B | 17 | 1035 | 30.0 | 22.2 | 14.50 | 12.00 |
| | (T*9C/T*9V)*C16 | FC/MC/PC43C | 21 | 1030 | 30.0 | 22.2 | 14.50 | 12.00 |
| (T*9C/T*9V)*C20 | FC/MC/PC43C | 21 | 995 | 30.0 | 22.2 | 14.50 | 12.00 | |
| GHGD36S41S4 | T*(8,L)X*A12 | FC/MC/PC37A | 14 | 1290 | 36.0 | 27.6 | 14.50 | 12.00 |
| | T*(8,L)X*B12 | FC/MC/PC43B | 17 | 1300 | 36.0 | 27.6 | 14.50 | 12.00 |
| | T*(8,L)X*C16 | FC/MC/PC43C | 21 | 1175 | 36.0 | 26.8 | 14.50 | 12.00 |
| | T*(8,L)X*C20 | FC/MC/PC43C | 21 | 1250 | 36.0 | 27.4 | 14.50 | 12.00 |
| | T*9X*B12 | FC/MC/PC43B | 17 | 1270 | 36.0 | 27.4 | 14.50 | 12.00 |
| | T*9X*C16 | FC/MC/PC43C | 21 | 1260 | 36.0 | 27.4 | 14.50 | 12.00 |
| | T*9X*C20 | FC/MC/PC43C | 21 | 1185 | 36.0 | 26.8 | 14.50 | 12.00 |
| | T*(8,L)X*C16 | FC/MC/PC48C | 21 | 1185 | 36.0 | 26.6 | 14.50 | 12.00 |
| | T*(8,L)X*C20 | FC/MC/PC48C | 21 | 1270 | 36.0 | 27.2 | 14.50 | 12.00 |
| | T*9X*C16 | FC/MC/PC48C | 21 | 1280 | 36.0 | 27.2 | 14.50 | 12.00 |
| | T*9X*C20 | FC/MC/PC48C | 21 | 1205 | 36.0 | 26.6 | 14.50 | 12.00 |
| | T*9X*D20 | FC/MC/PC48D | 24 | 1240 | 36.0 | 26.6 | 14.50 | 12.00 |
| | T*(8,L)X*C16 | UC48C | 21 | 1185 | 36.0 | 26.8 | 14.50 | 12.00 |
| | T*(8,L)X*C20 | UC48C | 21 | 1270 | 36.0 | 27.4 | 14.50 | 12.00 |
| | T*9X*C16 | UC48C | 21 | 1280 | 36.0 | 27.4 | 14.50 | 12.00 |
| | T*9X*C20 | UC48C | 21 | 1205 | 36.0 | 26.8 | 14.50 | 12.00 |
| | T*9X*D20 | UC48D | 24 | 1240 | 36.0 | 26.8 | 14.50 | 12.00 |

For Notes See Page 10.

COOLING CAPACITY - With High Efficiency Motor Furnaces (Continued)

| UNIT MODEL | FURNACE MODEL | COIL MODEL ¹ | W | COOLING | | | | |
|--|---------------------|-------------------------|------|-----------|---------|-------|-------|-------|
| | | | | RATED CFM | Net MBH | | SEER | EER |
| | | | | | TOTAL | SENS. | | |
| 13 SEER HP WITH VARIABLE SPEED FURNACES² | | | | | | | | |
| GHGD36S41S4 | (T*(8,L)C/T*8V)*B12 | FC/MC/PC43B | 17 | 1270 | 36.0 | 27.2 | 13.75 | 11.50 |
| | (T*(8,L)C/T*8V)*C16 | FC/MC/PC43C | 21 | 1205 | 36.0 | 26.8 | 14.50 | 12.00 |
| | (T*(8,L)C/T*8V)*C20 | FC/MC/PC43C | 21 | 1190 | 36.0 | 26.8 | 14.50 | 12.00 |
| | (T*9C/T*9V)*B12 | FC/MC/PC43B | 17 | 1200 | 36.0 | 26.8 | 14.00 | 11.50 |
| | (T*9C/T*9V)*C16 | FC/MC/PC43C | 21 | 1240 | 36.0 | 27.0 | 14.00 | 12.00 |
| | (T*9C/T*9V)*C20 | FC/MC/PC43C | 21 | 1200 | 36.0 | 26.8 | 14.50 | 12.00 |
| | (T*(8,L)C/T*8V)*A12 | FC/MC/PC37A | 14 | 1150 | 36.0 | 26.4 | 13.75 | 11.50 |
| | (T*(8,L)C/T*8V)*C16 | FC/MC/PC48C | 21 | 1210 | 36.0 | 26.6 | 14.50 | 12.00 |
| | (T*(8,L)C/T*8V)*C20 | FC/MC/PC48C | 21 | 1155 | 36.0 | 26.6 | 14.50 | 12.00 |
| | (T*9C/T*9V)*C16 | FC/MC/PC48C | 21 | 1195 | 36.0 | 26.6 | 14.50 | 12.00 |
| | (T*9C/T*9V)*C20 | FC/MC/PC48C | 21 | 1330 | 36.0 | 27.6 | 14.50 | 12.00 |
| | (T*9C/T*9V)*D20 | FC/MC/PC48D | 24 | 1240 | 36.0 | 26.6 | 14.50 | 12.00 |
| | (T*(8,L)C/T*8V)*C16 | UC48C | 21 | 1210 | 36.0 | 26.8 | 14.50 | 12.00 |
| | (T*(8,L)C/T*8V)*C20 | UC48C | 21 | 1155 | 36.0 | 26.8 | 14.50 | 12.00 |
| | (T*9C/T*9V)*C16 | UC48C | 21 | 1195 | 36.0 | 26.8 | 14.50 | 12.00 |
| (T*9C/T*9V)*C20 | UC48C | 21 | 1330 | 36.0 | 27.8 | 14.50 | 12.00 | |
| (T*9C/T*9V)*D20 | UC48D | 24 | 1240 | 36.0 | 26.8 | 14.50 | 12.00 | |
| GHGD42S41S4 | T*(8,L)X*C16 | FC/MC/PC48C | 21 | 1360 | 40.5 | 29.4 | 14.00 | 12.00 |
| | T*(8,L)X*C20 | FC/MC/PC48C | 21 | 1475 | 40.5 | 30.4 | 14.00 | 12.00 |
| | T*9X*C16 | FC/MC/PC48C | 21 | 1425 | 40.5 | 29.8 | 13.50 | 11.50 |
| | T*9X*C20 | FC/MC/PC48C | 21 | 1420 | 40.5 | 29.8 | 13.75 | 11.50 |
| | T*9X*D20 | FC/MC/PC48D | 24 | 1435 | 40.5 | 30.0 | 14.00 | 12.00 |
| | T*(8,L)X*C16 | FC/PC60C | 21 | 1360 | 42.0 | 32.6 | 14.50 | 12.00 |
| | T*(8,L)X*C20 | FC/PC60C | 21 | 1485 | 42.0 | 33.4 | 14.50 | 12.00 |
| | T*9X*C16 | FC/PC60C | 21 | 1460 | 42.0 | 33.2 | 14.00 | 12.00 |
| | T*9X*C20 | FC/PC60C | 21 | 1460 | 42.0 | 33.2 | 14.50 | 12.00 |
| | T*9X*D20 | FC/MC/PC60D | 24 | 1515 | 42.0 | 33.6 | 14.50 | 12.00 |
| | T*(8,L)X*C16 | HD60 | 21 | 1420 | 41.5 | 32.2 | 14.00 | 12.00 |
| | T*(8,L)X*C20 | HD60 | 21 | 1410 | 42.0 | 32.4 | 14.00 | 12.00 |
| | T*9X*C16 | HD60 | 21 | 1465 | 41.5 | 32.0 | 14.00 | 12.00 |
| | T*9X*C20 | HD60 | 21 | 1465 | 42.0 | 32.0 | 14.00 | 12.00 |
| | T*9X*D20 | HD60 | 24 | 1460 | 42.0 | 32.0 | 14.00 | 12.00 |
| | T*(8,L)X*C16 | UC60C | 21 | 1400 | 41.5 | 31.6 | 14.00 | 12.00 |
| | T*(8,L)X*C20 | UC60C | 21 | 1485 | 41.5 | 32.8 | 14.00 | 12.00 |
| | T*9X*C16 | UC60C | 21 | 1460 | 41.0 | 31.4 | 13.75 | 11.50 |
| | T*9X*C20 | UC60C | 21 | 1460 | 41.5 | 31.6 | 14.00 | 12.00 |
| | T*9X*D20 | UC60D | 24 | 1515 | 42.0 | 33.2 | 14.50 | 12.00 |
| | (T*(8,L)C/T*8V)*C16 | FC/MC/PC48C | 21 | 1435 | 40.0 | 29.8 | 13.25 | 11.50 |
| | (T*(8,L)C/T*8V)*C20 | FC/MC/PC48C | 21 | 1410 | 40.0 | 29.6 | 13.50 | 11.50 |
| | (T*9C/T*9V)*C16 | FC/MC/PC48C | 21 | 1395 | 40.0 | 29.2 | 13.20 | 11.50 |
| | (T*9C/T*9V)*C20 | FC/MC/PC48C | 21 | 1430 | 40.0 | 29.6 | 13.15 | 11.50 |
| | (T*9C/T*9V)*D20 | FC/MC/PC48D | 24 | 1450 | 40.5 | 29.8 | 13.25 | 11.50 |
| | (T*(8,L)C/T*8V)*C16 | FC/PC60C | 21 | 1420 | 41.5 | 32.2 | 14.00 | 12.00 |
| | (T*(8,L)C/T*8V)*C20 | FC/PC60C | 21 | 1410 | 42.0 | 32.4 | 14.00 | 12.00 |
| | (T*9C/T*9V)*C16 | FC/PC60C | 21 | 1445 | 41.0 | 32.0 | 13.25 | 11.50 |
| | (T*9C/T*9V)*C20 | FC/PC60C | 21 | 1445 | 41.5 | 32.0 | 13.75 | 11.50 |
| | (T*9C/T*9V)*D20 | FC/MC/PC60D | 24 | 1445 | 41.5 | 32.2 | 13.75 | 11.50 |
| | (T*(8,L)C/T*8V)*C16 | HD60 | 21 | 1420 | 41.5 | 31.8 | 14.00 | 12.00 |
| | (T*(8,L)C/T*8V)*C20 | HD60 | 21 | 1410 | 41.5 | 32.0 | 14.00 | 12.00 |
| | (T*9C/T*9V)*C16 | HD60 | 21 | 1445 | 41.0 | 31.6 | 13.25 | 11.50 |
| (T*9C/T*9V)*C20 | HD60 | 21 | 1445 | 41.5 | 31.8 | 13.50 | 11.50 | |
| (T*9C/T*9V)*D20 | HD60 | 24 | 1445 | 41.5 | 31.8 | 13.75 | 11.50 | |

For Notes See Page 10.

COOLING CAPACITY - With High Efficiency Motor Furnaces (Continued)

| UNIT MODEL | FURNACE MODEL | COIL MODEL ¹ | W | COOLING | | | | |
|--|---------------------|-------------------------|----|-----------|---------|-------|-------|-------|
| | | | | RATED CFM | Net MBH | | SEER | EER |
| | | | | | TOTAL | SENS. | | |
| 13 SEER HP WITH VARIABLE SPEED FURNACES² | | | | | | | | |
| GHGD42S41S4 | (T*(8,L)C/T*8V)*C16 | UC60C | 21 | 1420 | 41.0 | 31.4 | 13.75 | 11.50 |
| | (T*(8,L)C/T*8V)*C20 | UC60C | 21 | 1410 | 41.0 | 31.4 | 14.00 | 12.00 |
| | (T*9C/T*9V)*C16 | UC60C | 21 | 1445 | 40.5 | 31.0 | 13.20 | 11.50 |
| | (T*9C/T*9V)*C20 | UC60C | 21 | 1445 | 41.0 | 31.2 | 13.50 | 11.50 |
| | (T*9C/T*9V)*D20 | UC60D | 24 | 1445 | 41.0 | 31.4 | 13.50 | 11.50 |
| GHGD48S41S4 | T*(8,L)X*C16 | FC/PC60C | 21 | 1605 | 44.5 | 33.8 | 14.50 | 12.00 |
| | T*(8,L)X*C20 | FC/PC60C | 21 | 1595 | 44.5 | 34.0 | 14.50 | 12.00 |
| | T*9X*C16 | FC/PC60C | 21 | 1575 | 44.5 | 33.8 | 14.50 | 12.00 |
| | T*9X*C20 | FC/PC60C | 21 | 1625 | 44.5 | 34.0 | 14.50 | 12.00 |
| | T*9X*D20 | FC/MC/PC60D | 24 | 1490 | 45.5 | 33.6 | 14.50 | 12.00 |
| | T*(8,L)X*C16 | FC/MC62D | 21 | 1610 | 45.0 | 34.2 | 14.50 | 12.00 |
| | T*(8,L)X*C20 | FC/MC62D | 21 | 1665 | 45.5 | 34.4 | 14.50 | 12.00 |
| | T*9X*C16 | FC/MC62D | 21 | 1550 | 45.0 | 34.2 | 14.50 | 12.00 |
| | T*9X*C20 | FC/MC62D | 21 | 1595 | 45.0 | 34.2 | 14.50 | 12.00 |
| | T*9X*D20 | FC/MC62D | 24 | 1610 | 45.0 | 34.2 | 14.50 | 12.00 |
| | T*(8,L)X*C16 | UC60C | 21 | 1605 | 44.5 | 33.2 | 14.50 | 12.00 |
| | T*(8,L)X*C20 | UC60C | 21 | 1540 | 45.0 | 33.6 | 14.50 | 12.00 |
| | T*9X*C16 | UC60C | 21 | 1575 | 44.5 | 33.2 | 14.50 | 12.00 |
| | T*9X*C20 | UC60C | 21 | 1625 | 44.5 | 33.2 | 14.50 | 12.00 |
| | T*9X*D20 | UC60D | 24 | 1490 | 44.5 | 32.8 | 14.50 | 12.00 |
| | (T*(8,L)C/T*8V)*C16 | FC/PC60C | 21 | 1600 | 44.5 | 33.6 | 14.00 | 12.00 |
| | (T*(8,L)C/T*8V)*C20 | FC/PC60C | 21 | 1620 | 44.5 | 33.8 | 14.00 | 12.00 |
| | (T*9C/T*9V)*C16 | FC/PC60C | 21 | 1590 | 44.0 | 33.6 | 14.00 | 12.00 |
| | (T*9C/T*9V)*C20 | FC/PC60C | 21 | 1645 | 44.0 | 33.6 | 14.00 | 12.00 |
| | (T*9C/T*9V)*D20 | FC/MC/PC60D | 24 | 1615 | 44.5 | 33.6 | 14.00 | 12.00 |
| | (T*(8,L)C/T*8V)*C16 | FC/MC62D | 21 | 1635 | 45.0 | 34.2 | 14.50 | 12.00 |
| | (T*(8,L)C/T*8V)*C20 | FC/MC62D | 21 | 1615 | 45.0 | 34.2 | 14.50 | 12.00 |
| | (T*9C/T*9V)*C16 | FC/MC62D | 21 | 1590 | 45.0 | 34.0 | 14.00 | 12.00 |
| | (T*9C/T*9V)*C20 | FC/MC62D | 21 | 1655 | 44.5 | 33.8 | 14.00 | 12.00 |
| | (T*9C/T*9V)*D20 | FC/MC62D | 24 | 1630 | 45.0 | 34.0 | 14.00 | 12.00 |
| | (T*(8,L)C/T*8V)*C16 | UC60C | 21 | 1625 | 44.0 | 33.0 | 14.00 | 12.00 |
| | (T*(8,L)C/T*8V)*C20 | UC60C | 21 | 1605 | 44.5 | 33.2 | 14.50 | 12.00 |
| | (T*9C/T*9V)*C16 | UC60C | 21 | 1590 | 44.0 | 33.0 | 14.00 | 12.00 |
| | (T*9C/T*9V)*C20 | UC60C | 21 | 1645 | 44.0 | 33.0 | 13.75 | 11.50 |
| | (T*9C/T*9V)*D20 | UC60D | 24 | 1615 | 44.0 | 33.0 | 14.00 | 12.00 |
| GHGD60S41S4 | T*(8,L)X*C20 | FC/MC62D | 21 | 1665 | 55.0 | 39.5 | 14.00 | 12.00 |
| | T*9X*C20 | FC/MC62D | 21 | 1595 | 55.0 | 38.5 | 14.00 | 12.00 |
| | T*9X*D20 | FC/MC62D | 24 | 1645 | 55.0 | 39.0 | 14.00 | 12.00 |
| | T*(8,L)X*C20 | FC64D | 21 | 1665 | 56.0 | 40.5 | 14.50 | 12.00 |
| | T*9X*C20 | FC64D | 21 | 1595 | 56.0 | 39.5 | 14.50 | 12.00 |
| | T*9X*D20 | FC64D | 24 | 1645 | 56.0 | 40.0 | 14.50 | 12.00 |
| | (T*(8,L)C/T*8V)*C20 | FC/MC62D | 21 | 1615 | 54.5 | 38.5 | 14.00 | 12.00 |
| | (T*9C/T*9V)*C20 | FC/MC62D | 21 | 1655 | 54.5 | 38.5 | 13.50 | 11.50 |
| | (T*9C/T*9V)*D20 | FC/MC62D | 24 | 1630 | 54.5 | 38.5 | 13.75 | 11.50 |
| | (T*(8,L)C/T*8V)*C20 | FC64D | 21 | 1615 | 55.5 | 40.0 | 14.00 | 12.00 |
| | (T*9C/T*9V)*C20 | FC64D | 21 | 1655 | 55.5 | 40.0 | 14.00 | 11.50 |
| | (T*9C/T*9V)*D20 | FC64D | 24 | 1630 | 55.5 | 39.5 | 14.00 | 11.50 |

1. MC coils available with a factory installed horizontal drain pan. See price pages for specific model number.

2. Variable speed furnaces have B.O.D (Blower on Delay) standard.

HEATING CAPACITY - With Air Handler

| UNIT MODEL* | AIR HANDLER | COIL ¹ MODEL | ARI HEATING ² | | | | | | |
|--|----------------|----------------------------|--------------------------|------|------|------|------|------|------|
| | | | 47°F | | | 17°F | | | HSPF |
| | | | MBH | COP | KW | MBH | COP | KW | STD |
| 13 SEER HP WITH MA | | | | | | | | | |
| GHGD18S41S3 | MA08B | FC/MC18B | 18.0 | 3.44 | 1.45 | 11.5 | 2.15 | 1.36 | 7.70 |
| | MA08B | FC/MC24B | 18.0 | 3.44 | 1.45 | 11.5 | 2.15 | 1.36 | 7.70 |
| GHGD24S41S4 | MA12B | FC/MC/PC35 | 23.8 | 3.32 | 2.10 | 13.9 | 2.36 | 1.73 | 7.70 |
| GHGD24S41S4 | MA12B | FC/MC/PC43 | 24.0 | 3.44 | 2.04 | 14.1 | 2.42 | 1.71 | 7.70 |
| GHGD30S41S4 | MA12B | FC/MC/PC35 | 27.4 | 3.28 | 2.45 | 16.0 | 2.30 | 2.04 | 7.70 |
| GHGD30S41S4 | MA12B | FC/MC/PC43 | 28.0 | 3.38 | 2.43 | 16.1 | 2.32 | 2.03 | 7.70 |
| GHGD36S41S4 | MA12B | FC/MC/PC43 | 34.6 | 3.40 | 2.98 | 22.2 | 2.60 | 2.50 | 8.00 |
| GHGD42S41S4 | MA16C | FC/MC/PC60 | 40.5 | 3.72 | 3.19 | 23.0 | 2.50 | 2.70 | 7.70 |
| GHGD48S41S4 | MA16C | FC/MC/PC60 | 46.0 | 3.58 | 3.76 | 27.4 | 2.76 | 2.91 | 7.70 |
| GHGD60S41S4 | MA20D | FC/MC62 | 57.0 | 3.32 | 5.03 | 36.6 | 2.56 | 4.19 | 7.70 |
| GHGD60S41S4 | MA20D | FC64 | 57.0 | 3.40 | 4.91 | 36.8 | 2.60 | 4.15 | 7.70 |
| 13 SEER HP WITH MV - VARIABLE SPEED | | | | | | | | | |
| GHGD18S41S3 | MV12B | FC/MC18B | 18.0 | 3.52 | 1.39 | 12.7 | 3.00 | 1.24 | 8.00 |
| | MV12B | FC/MC24B | 18.0 | 3.66 | 1.36 | 9.8 | 2.78 | 1.03 | 8.00 |
| GHGD24S41S4 | MV12B | FC/MC35B | 23.2 | 3.56 | 1.91 | 13.3 | 2.54 | 1.53 | 8.20 |
| | MV12B | FC/MC43B | 23.8 | 3.66 | 1.91 | 13.5 | 2.60 | 1.52 | 8.20 |
| GHGD30S41S4 | MV12B | FC/MC35B | 26.8 | 3.50 | 2.24 | 15.4 | 2.48 | 1.82 | 8.00 |
| | MV16C | FC/MC35C | 27.0 | 3.56 | 2.22 | 15.4 | 2.50 | 1.80 | 8.15 |
| | MV12B | FC/MC43B | 27.4 | 3.58 | 2.24 | 15.6 | 2.46 | 1.86 | 8.20 |
| | MV16C | FC/MC43C | 27.4 | 3.60 | 2.23 | 15.5 | 2.48 | 1.83 | 8.20 |
| GHGD36S41S4 | MV12B | FC/MC43B | 34.2 | 3.58 | 2.80 | 21.8 | 2.76 | 2.31 | 8.20 |
| | MV16C | FC/MC43C | 33.8 | 3.60 | 2.75 | 21.6 | 2.78 | 2.28 | 8.20 |
| | MV12D | FC/MC48D | 33.8 | 3.70 | 2.68 | 21.6 | 2.86 | 2.21 | 8.20 |
| | MV16C | FC/MC48C | 34.0 | 3.64 | 2.74 | 21.8 | 2.82 | 2.27 | 8.20 |
| GHGD42S41S4 | MV16C | FC/MC48C | 36.0 | 3.58 | 2.95 | 23.4 | 2.76 | 2.48 | 8.20 |
| | MV20D | FC/MC48D | 36.0 | 3.66 | 2.88 | 23.4 | 2.82 | 2.43 | 8.20 |
| GHGD42S41S4 | MV16C | FC/MC60C | 39.5 | 3.90 | 2.97 | 22.4 | 2.62 | 2.51 | 8.20 |
| | MV20D | FC/MC60D | 39.5 | 3.94 | 2.94 | 22.2 | 2.66 | 2.45 | 8.20 |
| GHGD48S41S4 | MV16C | FC/PC60C | 46.0 | 3.58 | 3.76 | 27.4 | 2.76 | 2.91 | 8.20 |
| | MV20D | FC/MC60D | 45.5 | 3.72 | 3.58 | 27.0 | 2.86 | 2.77 | 8.20 |
| | MV20D | FC/MC62D | 45.0 | 3.72 | 3.54 | 26.6 | 2.90 | 2.69 | 8.20 |
| GHGD60S41S4 | MV20D | FC/MC62D | 57.0 | 3.38 | 4.94 | 36.2 | 2.60 | 4.08 | 8.20 |
| | MV20D | FC64D | 57.0 | 3.44 | 4.85 | 36.6 | 2.64 | 4.06 | 8.20 |
| 13 SEER HP WITH AV / SV / F*FV - VARIABLE SPEED | | | | | | | | | |
| GHGD18S41S3 | AV*24 | – | 18.0 | 3.62 | 1.36 | 11.5 | 3.18 | 1.06 | 8.00 |
| GHGD24S41S4 | AV*36 | – | 23.2 | 3.64 | 1.87 | 13.3 | 2.62 | 1.49 | 8.20 |
| GHGD30S41S4 | AV*36 | – | 27.2 | 3.66 | 2.18 | 15.4 | 2.54 | 1.78 | 8.20 |
| GHGD36S41S4 | AV*36 | – | 33.8 | 3.60 | 2.75 | 21.8 | 2.80 | 2.28 | 8.20 |
| GHGD42S41S4 | F4FV060 | – | 40.0 | 3.96 | 2.96 | 22.2 | 2.66 | 2.45 | 8.20 |
| | AV*48 | – | 39.5 | 3.96 | 2.92 | 22.2 | 2.68 | 2.43 | 8.20 |
| | AV*60 | – | 39.5 | 3.98 | 2.91 | 22.2 | 2.70 | 2.41 | 8.20 |
| GHGD48S41S4 | F4FV060 | – | 46.0 | 3.74 | 3.60 | 27.0 | 2.88 | 2.75 | 8.20 |
| | AV*48 | – | 46.0 | 3.78 | 3.57 | 26.8 | 2.90 | 2.71 | 8.20 |
| | AV*60 | – | 45.5 | 3.80 | 3.51 | 26.8 | 2.94 | 2.67 | 8.20 |

For Notes See Page 12.

HEATING CAPACITY - With Air Handler (Continued)

| UNIT MODEL* | AIR HANDLER | COIL ¹ MODEL | ARI HEATING ² | | | | | | |
|---|----------------|----------------------------|--------------------------|------|------|------|------|------|------|
| | | | 47°F | | | 17°F | | | HSPF |
| | | | MBH | COP | KW | MBH | COP | KW | STD |
| 13 SEER HP WITH AHP / SHP / AHX / F*FP | | | | | | | | | |
| GHGD18S41S3 | AHP18 | — | 18.0 | 3.38 | 1.47 | 8.2 | 2.16 | 1.11 | 7.70 |
| | AHX18 | — | 18.0 | 3.58 | 1.47 | 8.6 | 2.52 | 1.11 | 7.95 |
| | F4FP024 | — | 18.0 | 3.34 | 1.49 | 12.5 | 3.04 | 1.21 | 7.70 |
| | F6FP018 | — | 18.0 | 3.58 | 1.47 | 8.6 | 2.52 | 1.11 | 7.95 |
| | F6FP024 | — | 18.0 | 3.64 | 1.49 | 9.9 | 2.52 | 1.11 | 8.20 |
| GHGD24S41S4 | AHP30 | — | 24.0 | 3.36 | 2.09 | 13.9 | 2.38 | 1.71 | 7.70 |
| | F4FP040 | — | 24.0 | 3.36 | 2.09 | 13.9 | 2.38 | 1.71 | 7.70 |
| | AHX30 | — | 24.0 | 3.62 | 1.94 | 13.7 | 2.54 | 1.58 | 8.20 |
| | AHX36 | — | 24.0 | 3.62 | 1.94 | 13.7 | 2.54 | 1.58 | 8.20 |
| | F6FP030 | — | 23.8 | 3.56 | 1.96 | 13.6 | 2.52 | 1.58 | 8.20 |
| | F6FP036 | — | 23.6 | 3.60 | 1.92 | 13.5 | 2.56 | 1.55 | 8.20 |
| GHGD30S41S4 | AHP30 | — | 27.4 | 3.30 | 2.43 | 16.1 | 2.32 | 2.03 | 7.70 |
| | AHP36 | — | 27.8 | 3.38 | 2.41 | 16.1 | 2.32 | 2.03 | 7.70 |
| | AHX30 | — | 27.2 | 3.48 | 2.29 | 15.7 | 2.44 | 1.89 | 8.05 |
| | AHX36 | — | 27.2 | 3.64 | 2.19 | 15.4 | 2.52 | 1.79 | 8.20 |
| | F4FP040 | — | 27.4 | 3.28 | 2.45 | 16.0 | 2.30 | 2.04 | 7.70 |
| | F6FP030 | — | 27.2 | 3.36 | 2.37 | 15.8 | 2.36 | 1.96 | 7.90 |
| | F6FP036 | — | 26.8 | 3.48 | 2.26 | 15.4 | 2.46 | 1.83 | 8.00 |
| GHGD36S41S4 | AHP36 | — | 34.6 | 3.36 | 3.02 | 22.4 | 2.58 | 2.54 | 8.00 |
| | AHX36 | — | 33.8 | 3.62 | 2.74 | 21.6 | 2.80 | 2.26 | 8.20 |
| | F6FP042 | — | 34.4 | 3.70 | 2.72 | 22.0 | 2.80 | 2.30 | 8.20 |
| | F5FP048 | — | 34.4 | 3.68 | 2.74 | 21.8 | 2.80 | 2.28 | 8.20 |
| | F4FP045 | — | 35.4 | 3.56 | 2.91 | 22.4 | 2.64 | 2.49 | 8.00 |
| | AHX42 | — | 33.8 | 3.70 | 2.68 | 21.6 | 2.86 | 2.21 | 8.20 |
| | AHP42 | — | 34.8 | 3.48 | 2.93 | 22.4 | 2.64 | 2.49 | 8.00 |
| GHGD42S41S4 | AHX42 | — | 35.6 | 3.64 | 2.87 | 23.4 | 2.84 | 2.41 | 8.20 |
| | F6FP042 | — | 36.4 | 3.64 | 2.93 | 23.8 | 2.80 | 2.49 | 8.20 |
| | AHP60 | — | 40.0 | 3.92 | 2.99 | 22.4 | 2.64 | 2.49 | 8.20 |
| | AHP48 | — | 40.0 | 3.70 | 3.17 | 22.8 | 2.50 | 2.67 | 7.70 |
| | AHX48 | — | 39.0 | 3.88 | 2.95 | 22.2 | 2.68 | 2.43 | 8.20 |
| | F4FP045 | — | 40.5 | 3.74 | 3.17 | 23.0 | 2.50 | 2.70 | 7.70 |
| | F5FP048 | — | 39.5 | 3.84 | 3.01 | 22.6 | 2.64 | 2.51 | 8.20 |
| | F6FP048 | — | 39.5 | 3.96 | 2.92 | 22.2 | 2.66 | 2.45 | 8.20 |
| F5FP060 | — | 40.0 | 3.94 | 2.97 | 22.6 | 2.66 | 2.49 | 8.20 | |
| GHGD48S41S4 | AHP48 | — | 46.5 | 3.50 | 3.89 | 27.6 | 2.72 | 2.97 | 7.70 |
| | AHP60 | — | 45.5 | 3.70 | 3.60 | 27.0 | 2.84 | 2.79 | 7.70 |
| | AHX48 | — | 45.0 | 3.68 | 3.58 | 26.6 | 2.86 | 2.73 | 8.20 |
| | AHX60 | — | 45.0 | 3.74 | 3.53 | 26.4 | 2.92 | 2.65 | 8.20 |
| | F5FP060 | — | 46.0 | 3.70 | 3.64 | 27.2 | 2.84 | 2.81 | 8.20 |
| | F6FP048 | — | 46.0 | 3.76 | 3.58 | 27.0 | 2.90 | 2.73 | 8.20 |
| | F6FP060 | — | 45.0 | 3.74 | 3.53 | 26.4 | 2.92 | 2.65 | 8.20 |
| GHGD60S41S4 | AHX60 | — | 57.0 | 3.40 | 4.91 | 36.4 | 2.64 | 4.04 | 8.20 |
| | F6FP060 | — | 57.0 | 3.44 | 4.85 | 36.4 | 2.66 | 4.01 | 8.20 |

1. Rated CFM same as for cooling.

2. Heating MBH based on ARI standards of 70° DB entering indoor air, 72% RH outdoor air with 25 feet of interconnecting piping and no supplemental electric heat operation.

CP equals MBH output divided by (total KW input x 3.412).

HSPF (Heating Seasonal Performance Factor) is the total heating output during a normal annual usage period for heating divided by the total electric power input during the same period.

— = Not Applicable.

HEATING CAPACITY - Upflow, Downflow, and Horizontal Furnaces and Coils

| UNIT MODEL* | COIL ¹ MODEL | ARI HEATING ² | | | | | | |
|----------------|----------------------------|--------------------------|------|------|------|------|------|------|
| | | 47°F | | | 17°F | | | HSPF |
| | | MBH | COP | KW | MBH | COP | KW | STD |
| GHGD18S41S3 | FC/MC/PC/UC18 | 18.0 | 3.32 | 1.50 | 12.7 | 3.00 | 1.24 | 7.70 |
| | FC/MC/PC/UC24 | 18.0 | 3.44 | 1.45 | 10.4 | 2.60 | 1.17 | 7.70 |
| | HC18 | 18.0 | 3.32 | 1.50 | 12.7 | 3.00 | 1.24 | 7.70 |
| | HD24 | 18.0 | 3.16 | 1.54 | 12.8 | 3.00 | 1.25 | 7.70 |
| GHGD24S41S4 | FC/MC/PC32 | 24.0 | 3.36 | 2.09 | 13.9 | 2.38 | 1.71 | 7.70 |
| | FC/MC/PC35 | 23.8 | 3.32 | 2.10 | 13.9 | 2.36 | 1.73 | 7.70 |
| | FC/MC/PC37 | 24.0 | 3.44 | 2.04 | 14.1 | 2.42 | 1.71 | 7.70 |
| | FC/MC/PC43 | 24.0 | 3.44 | 2.04 | 14.1 | 2.42 | 1.71 | 7.70 |
| GHGD30S41S4 | FC/MC/PC32 | 27.4 | 3.28 | 2.45 | 16.0 | 2.30 | 2.04 | 7.70 |
| | FC/MC/PC35 | 27.4 | 3.28 | 2.45 | 16.0 | 2.30 | 2.04 | 7.70 |
| | FC/MC/PC37 | 28.0 | 3.38 | 2.43 | 16.1 | 2.32 | 2.03 | 7.70 |
| | FC/MC/PC43 | 28.0 | 3.38 | 2.43 | 16.1 | 2.32 | 2.03 | 7.70 |
| GHGD36S41S4 | FC/MC/PC43 | 34.6 | 3.40 | 2.98 | 22.2 | 2.60 | 2.50 | 8.00 |
| | FC/MC/PC37 | 34.4 | 3.42 | 2.95 | 22.4 | 2.62 | 2.51 | 8.00 |
| | HD48 | 33.2 | 3.16 | 3.08 | 21.6 | 2.50 | 2.53 | 8.00 |
| | FC/MC/PC48 | 34.8 | 3.44 | 2.96 | 22.6 | 2.64 | 2.51 | 8.00 |
| | UC48 | 35.0 | 3.52 | 2.91 | 22.4 | 2.62 | 2.51 | 8.00 |
| GHGD42S41S4 | FC/MC/PC60 | 40.5 | 3.72 | 3.19 | 23.0 | 2.50 | 2.70 | 7.70 |
| | HD60 | 38.5 | 3.44 | 3.28 | 22.8 | 2.46 | 2.72 | 7.70 |
| | UC60 | 40.0 | 3.68 | 3.18 | 22.8 | 2.48 | 2.69 | 7.70 |
| GHGD48S41S4 | FC/MC/PC60 | 46.0 | 3.58 | 3.76 | 27.4 | 2.76 | 2.91 | 7.70 |
| | FC/MC62 | 46.0 | 3.54 | 3.81 | 27.4 | 2.76 | 2.91 | 7.70 |
| | UC60 | 46.0 | 3.56 | 3.79 | 27.4 | 2.74 | 2.93 | 7.70 |
| GHGD60S41S4 | FC/MC62 | 57.0 | 3.32 | 5.03 | 36.6 | 2.56 | 4.19 | 7.70 |
| | FC64 | 57.0 | 3.40 | 4.91 | 36.8 | 2.60 | 4.15 | 7.70 |

1. Rated CFM same as for cooling.

2. Heating MBH based on ARI standards of 70° DB entering indoor air, 72% RH outdoor air with 25 feet of interconnecting piping and no supplemental electric heat operation.

CP equals MBH output divided by (total KW input x 3.412).

HSPF (Heating Seasonal Performance Factor) is the total heating output during a normal annual usage period for heating divided by the total electric power input during the same period.

— = Not Applicable.

HEATING CAPACITY - With High Efficiency Motor Furnaces

| MODEL | FURNACE MODEL | COIL ¹ MODEL | ARI HEATING ² | | | | | | |
|--|---------------------|-------------------------|--------------------------|------|------|------|------|------|------|
| | | | 47°F | | | 17°F | | | HSPF |
| | | | MBH | COP | KW | MBH | COP | KW | STD |
| 13 SEER HP WITH VARIABLE SPEED FURNACES³ | | | | | | | | | |
| GHGD18S41S3 | T*(8,L)X*A12 | FC/MC/PC18A | 18.0 | 2.92 | 1.81 | 11.1 | 2.24 | 1.45 | 8.10 |
| | T*(8,L)X*B12 | FC/MC/PC18B | 18.0 | 3.00 | 1.76 | 11.0 | 2.28 | 1.41 | 8.15 |
| | T*9X*B12 | FC/MC/PC18B | 18.0 | 3.00 | 1.76 | 11.0 | 2.30 | 1.40 | 8.10 |
| | T*(8,L)X*A12 | FC/MC/PC24A | 18.0 | 3.16 | 1.67 | 10.9 | 2.44 | 1.31 | 8.20 |
| | T*(8,L)X*B12 | FC/MC/PC24B | 18.0 | 3.16 | 1.67 | 10.9 | 2.44 | 1.31 | 8.20 |
| | T*9X*B12 | FC/MC/PC24B | 18.0 | 3.16 | 1.67 | 10.9 | 2.42 | 1.32 | 8.20 |
| | T*(8,L)X*A12 | FC/MC/PC30A | 18.0 | 3.16 | 1.67 | 10.9 | 2.44 | 1.31 | 8.20 |
| | T*(8,L)X*B12 | FC/MC/PC30B | 18.0 | 3.16 | 1.67 | 10.9 | 2.44 | 1.31 | 8.20 |
| | T*9X*B12 | FC/MC/PC30B | 18.0 | 3.16 | 1.67 | 10.9 | 2.42 | 1.32 | 8.20 |
| | (T*(8,L)C/T*8V)*A12 | FC/MC/PC18A | 18.0 | 3.58 | 1.37 | 7.7 | 2.28 | 0.99 | 8.00 |
| | (T*(8,L)C/T*8V)*B12 | FC/MC/PC18B | 18.0 | 3.56 | 1.37 | 7.7 | 2.30 | 0.98 | 7.90 |
| | (T*9C/T*9V)*B12 | FC/MC/PC18B | 18.0 | 3.60 | 1.36 | 7.7 | 2.30 | 0.98 | 8.00 |
| | (T*(8,L)C/T*8V)*A12 | FC/MC/PC24A | 18.0 | 3.70 | 1.36 | 10.6 | 2.90 | 1.07 | 8.30 |
| | (T*(8,L)C/T*8V)*B12 | FC/MC/PC24B | 18.0 | 3.68 | 1.34 | 10.1 | 2.88 | 1.03 | 8.20 |
| | (T*9C/T*9V)*B12 | FC/MC/PC24B | 18.0 | 3.74 | 1.34 | 10.5 | 2.94 | 1.05 | 8.30 |
| | (T*(8,L)C/T*8V)*A12 | FC/MC/PC30A | 18.0 | 3.70 | 1.36 | 10.6 | 2.90 | 1.07 | 8.30 |
| | (T*(8,L)C/T*8V)*B12 | FC/MC/PC30B | 18.0 | 3.68 | 1.34 | 10.1 | 2.88 | 1.03 | 8.20 |
| | (T*9C/T*9V)*B12 | FC/MC/PC30B | 18.0 | 3.74 | 1.34 | 10.5 | 2.94 | 1.05 | 8.30 |
| | (T*(8,L)C/T*8V)*A12 | HC18 | 18.0 | 3.58 | 1.37 | 7.7 | 2.28 | 0.99 | 8.00 |
| | (T*(8,L)C/T*8V)*A12 | HD24 | 18.0 | 3.56 | 1.37 | 8.8 | 2.48 | 1.04 | 8.00 |
| | (T*(8,L)C/T*8V)*B12 | HD24 | 18.0 | 3.50 | 1.36 | 9.1 | 2.62 | 1.02 | 7.80 |
| | (T*9C/T*9V)*B12 | HD24 | 18.0 | 3.58 | 1.37 | 8.7 | 2.50 | 1.02 | 8.00 |
| | (T*(8,L)C/T*8V)*A12 | UC18A | 18.0 | 3.62 | 1.37 | 9.1 | 2.58 | 1.03 | 8.10 |
| | (T*(8,L)C/T*8V)*B12 | UC18B | 18.0 | 3.60 | 1.36 | 9.7 | 2.74 | 1.04 | 8.00 |
| | (T*9C/T*9V)*B12 | UC18B | 18.0 | 3.64 | 1.35 | 9.1 | 2.62 | 1.02 | 8.10 |
| | (T*(8,L)C/T*8V)*A12 | UC24A | 18.0 | 3.72 | 1.36 | 10.7 | 2.94 | 1.07 | 8.30 |
| | (T*(8,L)C/T*8V)*B12 | UC24B | 18.0 | 3.70 | 1.34 | 10.5 | 2.96 | 1.04 | 8.20 |
| | (T*9C/T*9V)*B12 | UC24B | 18.0 | 3.76 | 1.34 | 10.7 | 2.96 | 1.06 | 8.30 |
| | (T*(8,L)C/T*8V)*A12 | UC30A | 18.0 | 3.72 | 1.36 | 10.7 | 2.94 | 1.07 | 8.30 |
| | T*(8,L)C*B12 | UC30B | 18.0 | 3.70 | 1.34 | 10.4 | 2.96 | 1.03 | 8.20 |
| (T*9C/T*9V)*B12 | UC30B | 18.0 | 3.76 | 1.34 | 10.7 | 2.96 | 1.06 | 8.30 | |
| GHGD24S41S4 | T*(8,L)X*A12 | FC/MC/PC32A | 23.2 | 3.64 | 1.87 | 13.3 | 2.60 | 1.50 | 8.20 |
| | T*(8,L)X*B12 | FC/MC/PC35B | 23.4 | 3.68 | 1.86 | 13.3 | 2.62 | 1.49 | 8.20 |
| | T*(8,L)X*C16 | FC/MC/PC35C | 23.4 | 3.68 | 1.86 | 13.3 | 2.62 | 1.49 | 8.20 |
| | T*(8,L)X*C20 | FC/MC/PC35C | 23.6 | 3.62 | 1.91 | 13.4 | 2.58 | 1.52 | 8.20 |
| | T*9X*B12 | FC/MC/PC35B | 23.0 | 3.58 | 1.88 | 13.2 | 2.58 | 1.50 | 8.20 |
| | T*9X*C16 | FC/MC/PC35C | 23.0 | 3.56 | 1.89 | 13.1 | 2.56 | 1.50 | 8.20 |
| | T*9X*C20 | FC/MC/PC35C | 23.4 | 3.66 | 1.87 | 13.4 | 2.60 | 1.51 | 8.20 |
| | T*(8,L)X*A12 | FC/MC/PC37A | 23.8 | 3.78 | 1.84 | 13.5 | 2.66 | 1.49 | 8.20 |
| | T*(8,L)X*B12 | FC/MC/PC43B | 23.8 | 3.78 | 1.84 | 13.5 | 2.66 | 1.49 | 8.20 |
| | T*(8,L)X*C16 | FC/MC/PC43C | 23.8 | 3.76 | 1.85 | 13.4 | 2.64 | 1.49 | 8.20 |
| | T*(8,L)X*C20 | FC/MC/PC43C | 23.6 | 3.70 | 1.87 | 13.5 | 2.62 | 1.51 | 8.20 |
| | T*9X*B12 | FC/MC/PC43B | 23.6 | 3.72 | 1.86 | 13.4 | 2.64 | 1.49 | 8.20 |
| | T*9X*C16 | FC/MC/PC43C | 23.6 | 3.72 | 1.86 | 13.4 | 2.64 | 1.49 | 8.20 |
| | T*9X*C20 | FC/MC/PC43C | 23.6 | 3.70 | 1.87 | 13.5 | 2.62 | 1.51 | 8.20 |
| | (T*(8,L)C/T*8V)*A12 | FC/MC/PC32A | 23.4 | 3.52 | 1.95 | 13.5 | 2.52 | 1.57 | 8.20 |
| | (T*(8,L)C/T*8V)*B12 | FC/MC/PC35B | 23.0 | 3.50 | 1.93 | 13.2 | 2.52 | 1.53 | 8.15 |
| | (T*(8,L)C/T*8V)*C16 | FC/MC/PC35C | 23.6 | 3.62 | 1.91 | 13.4 | 2.58 | 1.52 | 8.20 |
| | (T*(8,L)C/T*8V)*C20 | FC/MC/PC35C | 22.8 | 3.54 | 1.89 | 13.0 | 2.56 | 1.49 | 8.15 |
| | (T*9C/T*9V)*B12 | FC/MC/PC35B | 23.6 | 3.58 | 1.93 | 13.6 | 2.54 | 1.57 | 8.20 |
| | (T*9C/T*9V)*C16 | FC/MC/PC35C | 23.8 | 3.62 | 1.93 | 13.6 | 2.56 | 1.56 | 8.20 |

For Notes See Page 17.

HEATING CAPACITY - With High Efficiency Motor Furnaces (Continued)

| MODEL | FURNACE MODEL | COIL ¹ MODEL | ARI HEATING ² | | | | | | |
|---------------------|---------------------|-------------------------|--------------------------|------|------|------|------|------|------|
| | | | 47°F | | | 17°F | | | HSPF |
| | | | MBH | COP | KW | MBH | COP | KW | STD |
| GHGD24S41S4 | Y*9C*C20 | FC/MC/PC35C | 23.0 | 3.52 | 1.91 | 13.1 | 2.54 | 1.51 | 8.15 |
| | (T*(8,L)C/T*8V)*A12 | FC/MC/PC37A | 23.8 | 3.62 | 1.93 | 13.6 | 2.54 | 1.57 | 8.20 |
| | (T*(8,L)C/T*8V)*B12 | FC/MC/PC43B | 23.4 | 3.60 | 1.90 | 13.3 | 2.54 | 1.53 | 8.20 |
| | (T*(8,L)C/T*8V)*C16 | FC/MC/PC43C | 24.0 | 3.74 | 1.88 | 13.6 | 2.60 | 1.53 | 8.20 |
| | (T*(8,L)C/T*8V)*C20 | FC/MC/PC43C | 23.2 | 3.64 | 1.87 | 13.2 | 2.58 | 1.50 | 8.20 |
| | (T*9C/T*9V)*B12 | FC/MC/PC43B | 23.8 | 3.64 | 1.92 | 13.6 | 2.56 | 1.56 | 8.20 |
| | (T*9C/T*9V)*C16 | FC/MC/PC43C | 23.8 | 3.66 | 1.91 | 13.5 | 2.58 | 1.53 | 8.20 |
| | (T*9C/T*9V)*C20 | FC/MC/PC43C | 24.0 | 3.72 | 1.89 | 13.7 | 2.60 | 1.54 | 8.20 |
| GHGD30S41S4 | T*(8,L)X*A12 | FC/MC/PC32A | 27.0 | 3.42 | 2.31 | 15.6 | 2.40 | 1.90 | 7.95 |
| | T*(8,L)X*B12 | FC/MC/PC35B | 27.4 | 3.52 | 2.28 | 15.6 | 2.44 | 1.87 | 8.10 |
| | T*(8,L)X*C16 | FC/MC/PC35C | 27.2 | 3.56 | 2.24 | 15.4 | 2.46 | 1.83 | 8.15 |
| | T*(8,L)X*C20 | FC/MC/PC35C | 26.0 | 3.40 | 2.24 | 14.9 | 2.44 | 1.79 | 7.85 |
| | T*9X*B12 | FC/MC/PC35B | 27.2 | 3.50 | 2.28 | 15.5 | 2.44 | 1.86 | 8.10 |
| | T*9X*C16 | FC/MC/PC35C | 27.0 | 3.52 | 2.25 | 15.5 | 2.46 | 1.85 | 8.10 |
| | T*9X*C20 | FC/MC/PC35C | 25.8 | 3.42 | 2.21 | 14.7 | 2.44 | 1.77 | 7.80 |
| | T*(8,L)X*A12 | FC/MC/PC37A | 27.8 | 3.64 | 2.24 | 15.9 | 2.50 | 1.86 | 8.20 |
| | T*(8,L)X*B12 | FC/MC/PC43B | 27.8 | 3.62 | 2.25 | 15.8 | 2.48 | 1.87 | 8.20 |
| | T*(8,L)X*C16 | FC/MC/PC43C | 27.2 | 3.64 | 2.19 | 15.4 | 2.52 | 1.79 | 8.20 |
| | T*(8,L)X*C20 | FC/MC/PC43C | 26.4 | 3.52 | 2.20 | 15.0 | 2.48 | 1.77 | 8.00 |
| | T*9X*B12 | FC/MC/PC43B | 27.6 | 3.60 | 2.25 | 15.7 | 2.48 | 1.85 | 8.20 |
| | T*9X*C16 | FC/MC/PC43C | 27.4 | 3.60 | 2.23 | 15.6 | 2.48 | 1.84 | 8.20 |
| | T*9X*C20 | FC/MC/PC43C | 25.6 | 3.34 | 2.25 | 14.5 | 2.40 | 1.77 | 7.70 |
| | (T*(8,L)C/T*8V)*A12 | FC/MC/PC32A | 27.4 | 3.30 | 2.43 | 16.0 | 2.32 | 2.02 | 7.85 |
| | (T*(8,L)C/T*8V)*B12 | FC/MC/PC35B | 27.0 | 3.42 | 2.31 | 15.6 | 2.42 | 1.89 | 7.95 |
| | (T*(8,L)C/T*8V)*C16 | FC/MC/PC35C | 26.8 | 3.48 | 2.26 | 15.5 | 2.44 | 1.86 | 8.00 |
| | (T*(8,L)C/T*8V)*C20 | FC/MC/PC35C | 27.2 | 3.50 | 2.28 | 15.5 | 2.44 | 1.86 | 8.10 |
| | (T*9C/T*9V)*B12 | FC/MC/PC35B | 27.2 | 3.36 | 2.37 | 15.8 | 2.36 | 1.96 | 7.90 |
| | (T*9C/T*9V)*C16 | FC/MC/PC35C | 26.8 | 3.46 | 2.27 | 15.5 | 2.44 | 1.86 | 8.00 |
| | (T*9C/T*9V)*C20 | FC/MC/PC35C | 26.8 | 3.46 | 2.27 | 15.5 | 2.44 | 1.86 | 8.00 |
| | (T*(8,L)C/T*8V)*A12 | FC/MC/PC37A | 27.2 | 3.48 | 2.29 | 15.7 | 2.42 | 1.90 | 8.05 |
| | (T*(8,L)C/T*8V)*B12 | FC/MC/PC43B | 27.6 | 3.52 | 2.30 | 15.7 | 2.42 | 1.90 | 8.15 |
| | (T*(8,L)C/T*8V)*C16 | FC/MC/PC43C | 27.4 | 3.60 | 2.23 | 15.5 | 2.50 | 1.82 | 8.20 |
| (T*(8,L)C/T*8V)*C20 | FC/MC/PC43C | 27.2 | 3.62 | 2.20 | 15.5 | 2.50 | 1.82 | 8.20 | |
| (T*9C/T*9V)*B12 | FC/MC/PC43B | 27.6 | 3.48 | 2.32 | 15.8 | 2.40 | 1.93 | 8.10 | |
| (T*9C/T*9V)*C16 | FC/MC/PC43C | 27.4 | 3.54 | 2.27 | 15.7 | 2.44 | 1.89 | 8.15 | |
| (T*9C/T*9V)*C20 | FC/MC/PC43C | 27.4 | 3.58 | 2.24 | 15.5 | 2.48 | 1.83 | 8.20 | |
| GHGD36S41S4 | T*(8,L)X*A12 | FC/MC/PC37A | 34.4 | 3.62 | 2.78 | 22.0 | 2.76 | 2.34 | 8.20 |
| | T*(8,L)X*B12 | FC/MC/PC43B | 34.2 | 3.60 | 2.78 | 22.0 | 2.76 | 2.34 | 8.20 |
| | T*(8,L)X*C16 | FC/MC/PC43C | 33.4 | 3.64 | 2.69 | 21.2 | 2.82 | 2.20 | 8.20 |
| | T*(8,L)X*C20 | FC/MC/PC43C | 34.0 | 3.66 | 2.72 | 21.4 | 2.80 | 2.24 | 8.20 |
| | T*9X*B12 | FC/MC/PC43B | 34.2 | 3.58 | 2.80 | 22.0 | 2.74 | 2.35 | 8.20 |
| | T*9X*C16 | FC/MC/PC43C | 34.0 | 3.60 | 2.77 | 21.8 | 2.76 | 2.31 | 8.20 |
| | T*9X*C20 | FC/MC/PC43C | 33.8 | 3.58 | 2.77 | 21.6 | 2.76 | 2.29 | 8.20 |
| | T*(8,L)X*C16 | FC/MC/PC48C | 33.8 | 3.70 | 2.68 | 21.6 | 2.86 | 2.21 | 8.20 |
| | T*(8,L)X*C20 | FC/MC/PC48C | 34.2 | 3.70 | 2.71 | 21.6 | 2.84 | 2.23 | 8.20 |
| | T*9X*C16 | FC/MC/PC48C | 34.6 | 3.66 | 2.77 | 22.0 | 2.78 | 2.32 | 8.20 |
| | T*9X*C20 | FC/MC/PC48C | 34.0 | 3.64 | 2.74 | 21.8 | 2.80 | 2.28 | 8.20 |
| | T*9X*D20 | FC/MC/PC48D | 34.0 | 3.66 | 2.72 | 21.8 | 2.82 | 2.27 | 8.20 |
| | T*(8,L)X*C16 | UC48C | 34.2 | 3.80 | 2.64 | 21.4 | 2.86 | 2.19 | 8.20 |
| | T*(8,L)X*C20 | UC48C | 34.6 | 3.80 | 2.67 | 21.8 | 2.84 | 2.25 | 8.20 |
| | T*9X*C16 | UC48C | 34.8 | 3.76 | 2.71 | 22.0 | 2.80 | 2.30 | 8.20 |
| | T*9X*C20 | UC48C | 34.4 | 3.74 | 2.69 | 21.6 | 2.80 | 2.26 | 8.20 |
| | T*9X*D20 | UC48D | 34.4 | 3.74 | 2.69 | 21.6 | 2.82 | 2.24 | 8.20 |

For Notes See Page 17.

HEATING CAPACITY - With High Efficiency Motor Furnaces (Continued)

| MODEL | FURNACE MODEL | COIL ¹ MODEL | ARI HEATING ² | | | | | | |
|-----------------|---------------------|-------------------------|--------------------------|------|------|------|------|------|------|
| | | | 47°F | | | 17°F | | | HSPF |
| | | | MBH | COP | KW | MBH | COP | KW | STD |
| GHGD36S41S4 | (T*(8,L)C/T*8V)*B12 | FC/MC/PC43B | 34.6 | 3.48 | 2.91 | 22.4 | 2.66 | 2.47 | 8.20 |
| | (T*(8,L)C/T*8V)*C16 | FC/MC/PC43C | 34.0 | 3.56 | 2.80 | 21.6 | 2.74 | 2.31 | 8.20 |
| | (T*(8,L)C/T*8V)*C20 | FC/MC/PC43C | 33.8 | 3.58 | 2.77 | 21.6 | 2.76 | 2.29 | 8.20 |
| | (T*9C/T*9V)*B12 | FC/MC/PC43B | 34.2 | 3.48 | 2.88 | 22.0 | 2.66 | 2.42 | 8.20 |
| | (T*9C/T*9V)*C16 | FC/MC/PC43C | 34.0 | 3.52 | 2.83 | 22.0 | 2.70 | 2.39 | 8.20 |
| | (T*9C/T*9V)*C20 | FC/MC/PC43C | 34.0 | 3.56 | 2.80 | 21.8 | 2.74 | 2.33 | 8.20 |
| | (T*(8,L)C/T*8V)*A12 | FC/MC/PC37A | 34.0 | 3.46 | 2.88 | 22.2 | 2.66 | 2.45 | 8.20 |
| | (T*(8,L)C/T*8V)*C16 | FC/MC/PC48C | 34.2 | 3.62 | 2.77 | 21.8 | 2.78 | 2.30 | 8.20 |
| | (T*(8,L)C/T*8V)*C20 | FC/MC/PC48C | 34.0 | 3.66 | 2.72 | 21.8 | 2.82 | 2.27 | 8.20 |
| | (T*9C/T*9V)*C16 | FC/MC/PC48C | 34.2 | 3.58 | 2.80 | 22.0 | 2.76 | 2.34 | 8.20 |
| | (T*9C/T*9V)*C20 | FC/MC/PC48C | 34.8 | 3.60 | 2.83 | 22.4 | 2.74 | 2.40 | 8.20 |
| | (T*9C/T*9V)*D20 | FC/MC/PC48D | 34.2 | 3.60 | 2.78 | 21.8 | 2.78 | 2.30 | 8.20 |
| | (T*(8,L)C/T*8V)*C16 | UC48C | 34.4 | 3.72 | 2.71 | 21.6 | 2.78 | 2.28 | 8.20 |
| | (T*(8,L)C/T*8V)*C20 | UC48C | 34.4 | 3.74 | 2.69 | 21.6 | 2.80 | 2.26 | 8.20 |
| | (T*9C/T*9V)*C16 | UC48C | 34.6 | 3.68 | 2.75 | 21.8 | 2.76 | 2.31 | 8.20 |
| | (T*9C/T*9V)*C20 | UC48C | 35.2 | 3.68 | 2.80 | 22.4 | 2.74 | 2.40 | 8.20 |
| (T*9C/T*9V)*D20 | UC48D | 34.6 | 3.70 | 2.74 | 21.8 | 2.76 | 2.31 | 8.20 | |
| GHGD42S41S4 | T*(8,L)X*C16 | FC/MC/PC48C | 35.6 | 3.64 | 2.87 | 23.2 | 2.82 | 2.41 | 8.20 |
| | T*(8,L)X*C20 | FC/MC/PC48C | 36.0 | 3.66 | 2.88 | 23.4 | 2.82 | 2.43 | 8.20 |
| | T*9X*C16 | FC/MC/PC48C | 36.2 | 3.58 | 2.96 | 23.6 | 2.76 | 2.51 | 8.20 |
| | T*9X*C20 | FC/MC/PC48C | 36.0 | 3.62 | 2.91 | 23.4 | 2.80 | 2.45 | 8.20 |
| | T*9X*D20 | FC/MC/PC48D | 36.0 | 3.66 | 2.88 | 23.4 | 2.82 | 2.43 | 8.20 |
| | T*(8,L)X*C16 | FC/PC60C | 39.5 | 3.98 | 2.91 | 22.2 | 2.68 | 2.43 | 8.20 |
| | T*(8,L)X*C20 | FC/PC60C | 40.0 | 4.00 | 2.93 | 22.4 | 2.70 | 2.43 | 8.20 |
| | T*9X*C16 | FC/PC60C | 40.0 | 3.94 | 2.97 | 22.6 | 2.64 | 2.51 | 8.20 |
| | T*9X*C20 | FC/PC60C | 40.0 | 3.98 | 2.94 | 22.4 | 2.68 | 2.45 | 8.20 |
| | T*9X*D20 | FC/MC/PC60D | 40.0 | 4.04 | 2.90 | 22.4 | 2.72 | 2.41 | 8.20 |
| | T*(8,L)X*C16 | HD60 | 37.8 | 3.66 | 3.03 | 22.0 | 2.64 | 2.44 | 8.20 |
| | T*(8,L)X*C20 | HD60 | 38.0 | 3.68 | 3.03 | 22.0 | 2.64 | 2.44 | 8.20 |
| | T*9X*C16 | HD60 | 38.0 | 3.58 | 3.11 | 22.2 | 2.58 | 2.52 | 8.20 |
| | T*9X*C20 | HD60 | 38.0 | 3.62 | 3.08 | 22.0 | 2.60 | 2.48 | 8.20 |
| | T*9X*D20 | HD60 | 38.0 | 3.64 | 3.06 | 22.0 | 2.62 | 2.46 | 8.20 |
| | T*(8,L)X*C16 | UC60C | 39.0 | 3.94 | 2.90 | 22.0 | 2.68 | 2.41 | 8.20 |
| | T*(8,L)X*C20 | UC60C | 39.5 | 3.96 | 2.92 | 22.4 | 2.66 | 2.47 | 8.20 |
| | T*9X*C16 | UC60C | 39.5 | 3.86 | 3.00 | 22.2 | 2.60 | 2.50 | 8.20 |
| | T*9X*C20 | UC60C | 39.5 | 3.90 | 2.97 | 22.2 | 2.64 | 2.46 | 8.20 |
| | T*9X*D20 | UC60D | 39.5 | 4.00 | 2.89 | 22.4 | 2.70 | 2.43 | 8.20 |
| | (T*(8,L)C/T*8V)*C16 | FC/MC/PC48C | 36.4 | 3.58 | 2.98 | 23.6 | 2.74 | 2.52 | 8.20 |
| | (T*(8,L)C/T*8V)*C20 | FC/MC/PC48C | 36.2 | 3.58 | 2.96 | 23.6 | 2.76 | 2.51 | 8.20 |
| | (T*9C/T*9V)*C16 | FC/MC/PC48C | 36.2 | 3.52 | 3.01 | 23.8 | 2.70 | 2.58 | 8.20 |
| | (T*9C/T*9V)*C20 | FC/MC/PC48C | 36.4 | 3.52 | 3.03 | 23.8 | 2.70 | 2.58 | 8.20 |
| | (T*9C/T*9V)*D20 | FC/MC/PC48D | 36.4 | 3.56 | 3.00 | 23.8 | 2.74 | 2.55 | 8.20 |
| | (T*(8,L)C/T*8V)*C16 | FC/PC60C | 40.0 | 3.88 | 3.02 | 22.4 | 2.60 | 2.52 | 8.20 |
| | (T*(8,L)C/T*8V)*C20 | FC/PC60C | 39.5 | 3.92 | 2.95 | 22.4 | 2.64 | 2.49 | 8.20 |
| | (T*9C/T*9V)*C16 | FC/PC60C | 40.0 | 3.78 | 3.10 | 22.8 | 2.54 | 2.63 | 8.20 |
| | (T*9C/T*9V)*C20 | FC/PC60C | 40.0 | 3.82 | 3.07 | 22.6 | 2.56 | 2.59 | 8.20 |
| | (T*9C/T*9V)*D20 | FC/MC/PC60D | 40.0 | 3.86 | 3.04 | 22.6 | 2.60 | 2.55 | 8.20 |
| | (T*(8,L)C/T*8V)*C16 | HD60 | 38.0 | 3.56 | 3.13 | 22.2 | 2.56 | 2.54 | 8.20 |
| | (T*(8,L)C/T*8V)*C20 | HD60 | 38.0 | 3.60 | 3.09 | 22.2 | 2.58 | 2.52 | 8.20 |
| | (T*9C/T*9V)*C16 | HD60 | 38.5 | 3.48 | 3.24 | 22.6 | 2.48 | 2.67 | 8.10 |
| | (T*9C/T*9V)*C20 | HD60 | 38.5 | 3.52 | 3.20 | 22.4 | 2.52 | 2.60 | 8.15 |
| | (T*9C/T*9V)*D20 | HD60 | 38.5 | 3.54 | 3.19 | 22.4 | 2.54 | 2.58 | 8.15 |
| | (T*(8,L)C/T*8V)*C16 | UC60C | 39.5 | 3.84 | 3.01 | 22.4 | 2.58 | 2.54 | 8.20 |

For Notes See Page 17.

HEATING CAPACITY - With High Efficiency Motor Furnaces (Continued)

| MODEL | FURNACE MODEL | COIL ¹ MODEL | ARI HEATING ² | | | | | | |
|-----------------|---------------------|-------------------------|--------------------------|------|------|------|------|------|------|
| | | | 47°F | | | 17°F | | | HSPF |
| | | | MBH | COP | KW | MBH | COP | KW | STD |
| GHGD42S41S4 | (T*(8,L)C/T*8V)*C20 | UC60C | 39.5 | 3.88 | 2.98 | 22.2 | 2.62 | 2.48 | 8.20 |
| | Y*9C*C16 | UC60C | 40.0 | 3.74 | 3.13 | 22.8 | 2.52 | 2.65 | 8.20 |
| | Y*9C*C20 | UC60C | 40.0 | 3.78 | 3.10 | 22.6 | 2.54 | 2.61 | 8.20 |
| | Y*9C*D20 | UC60D | 39.5 | 3.82 | 3.03 | 22.4 | 2.58 | 2.54 | 8.20 |
| GHGD48S41S4 | T*(8,L)X*C16 | FC/PC60C | 45.5 | 3.70 | 3.60 | 27.0 | 2.86 | 2.77 | 8.20 |
| | T*(8,L)X*C20 | FC/PC60C | 45.5 | 3.72 | 3.58 | 26.8 | 2.88 | 2.73 | 8.20 |
| | T*9X*C16 | FC/PC60C | 45.5 | 3.70 | 3.60 | 27.0 | 2.86 | 2.77 | 8.20 |
| | T*9X*C20 | FC/PC60C | 45.5 | 3.74 | 3.56 | 26.8 | 2.88 | 2.73 | 8.20 |
| | T*9X*D20 | FC/MC/PC60D | 44.5 | 3.80 | 3.43 | 26.2 | 2.96 | 2.59 | 8.20 |
| | T*(8,L)X*C16 | FC/MC62D | 45.5 | 3.66 | 3.64 | 26.8 | 2.86 | 2.75 | 8.20 |
| | T*(8,L)X*C20 | FC/MC62D | 45.0 | 3.70 | 3.56 | 26.8 | 2.88 | 2.73 | 8.20 |
| | T*9X*C16 | FC/MC62D | 45.5 | 3.66 | 3.64 | 26.8 | 2.84 | 2.76 | 8.20 |
| | T*9X*C20 | FC/MC62D | 45.0 | 3.68 | 3.58 | 26.8 | 2.86 | 2.75 | 8.20 |
| | T*9X*D20 | FC/MC62D | 45.5 | 3.64 | 3.66 | 27.0 | 2.84 | 2.79 | 8.20 |
| | T*(8,L)X*C16 | UC60C | 45.5 | 3.68 | 3.62 | 26.8 | 2.84 | 2.76 | 8.20 |
| | T*(8,L)X*C20 | UC60C | 44.5 | 3.82 | 3.41 | 26.2 | 2.96 | 2.59 | 8.20 |
| | T*9X*C16 | UC60C | 45.5 | 3.66 | 3.64 | 26.8 | 2.84 | 2.76 | 8.20 |
| | T*9X*C20 | UC60C | 45.0 | 3.70 | 3.56 | 26.8 | 2.86 | 2.75 | 8.20 |
| | T*9X*D20 | UC60D | 44.5 | 3.76 | 3.47 | 26.0 | 2.94 | 2.59 | 8.20 |
| | (T*(8,L)C/T*8V)*C16 | FC/PC60C | 46.0 | 3.64 | 3.70 | 27.2 | 2.80 | 2.85 | 8.20 |
| | (T*(8,L)C/T*8V)*C20 | FC/PC60C | 46.0 | 3.64 | 3.70 | 27.2 | 2.82 | 2.83 | 8.20 |
| | (T*9C/T*9V)*C16 | FC/PC60C | 46.0 | 3.62 | 3.72 | 27.4 | 2.80 | 2.87 | 8.20 |
| | (T*9C/T*9V)*C20 | FC/PC60C | 46.0 | 3.62 | 3.72 | 27.4 | 2.80 | 2.87 | 8.20 |
| | (T*9C/T*9V)*D20 | FC/MC/PC60D | 46.0 | 3.64 | 3.70 | 27.2 | 2.80 | 2.85 | 8.20 |
| | (T*(8,L)C/T*8V)*C16 | FC/MC62D | 45.5 | 3.64 | 3.66 | 27.0 | 2.84 | 2.79 | 8.20 |
| | (T*(8,L)C/T*8V)*C20 | FC/MC62D | 45.5 | 3.66 | 3.64 | 26.8 | 2.84 | 2.76 | 8.20 |
| | (T*9C/T*9V)*C16 | FC/MC62D | 45.5 | 3.60 | 3.70 | 27.0 | 2.80 | 2.83 | 8.20 |
| | (T*9C/T*9V)*C20 | FC/MC62D | 45.5 | 3.56 | 3.74 | 27.2 | 2.78 | 2.87 | 8.20 |
| | (T*9C/T*9V)*D20 | FC/MC62D | 45.5 | 3.60 | 3.70 | 27.2 | 2.80 | 2.85 | 8.20 |
| | (T*(8,L)C/T*8V)*C16 | UC60C | 45.5 | 3.62 | 3.68 | 27.0 | 2.80 | 2.83 | 8.20 |
| | (T*(8,L)C/T*8V)*C20 | UC60C | 45.5 | 3.68 | 3.62 | 26.8 | 2.84 | 2.76 | 8.20 |
| | (T*9C/T*9V)*C16 | UC60C | 45.5 | 3.58 | 3.72 | 27.2 | 2.78 | 2.87 | 8.20 |
| (T*9C/T*9V)*C20 | UC60C | 45.5 | 3.58 | 3.72 | 27.2 | 2.78 | 2.87 | 8.20 | |
| (T*9C/T*9V)*D20 | UC60D | 45.5 | 3.60 | 3.70 | 27.0 | 2.78 | 2.85 | 8.20 | |
| GHGD60S41S4 | T*(8,L)X*C20 | FC/MC62D | 57.0 | 3.40 | 4.91 | 35.8 | 2.64 | 3.97 | 8.20 |
| | T*9X*C20 | FC/MC62D | 57.0 | 3.34 | 5.00 | 35.8 | 2.60 | 4.03 | 8.20 |
| | T*9X*D20 | FC/MC62D | 57.0 | 3.36 | 4.97 | 36.0 | 2.60 | 4.06 | 8.20 |
| | T*(8,L)X*C20 | FC64D | 57.0 | 3.46 | 4.83 | 36.0 | 2.68 | 3.94 | 8.20 |
| | T*9X*C20 | FC64D | 57.0 | 3.44 | 4.85 | 36.0 | 2.66 | 3.97 | 8.20 |
| | T*9X*D20 | FC64D | 57.0 | 3.46 | 4.83 | 35.8 | 2.64 | 3.97 | 8.20 |
| | (T*(8,L)C/T*8V)*C20 | FC/MC62D | 57.0 | 3.32 | 5.03 | 36.0 | 2.60 | 4.06 | 8.20 |
| | (T*9C/T*9V)*C20 | FC/MC62D | 57.0 | 3.30 | 5.06 | 36.4 | 2.56 | 4.17 | 8.20 |
| | (T*9C/T*9V)*D20 | FC/MC62D | 57.0 | 3.30 | 5.06 | 36.2 | 2.58 | 4.11 | 8.20 |
| | (T*(8,L)C/T*8V)*C20 | FC64D | 57.0 | 3.42 | 4.88 | 35.8 | 2.64 | 3.97 | 8.20 |
| | (T*9C/T*9V)*C20 | FC64D | 57.0 | 3.38 | 4.94 | 36.4 | 2.60 | 4.10 | 8.20 |
| | (T*9C/T*9V)*D20 | FC64D | 57.0 | 3.40 | 4.91 | 36.2 | 2.60 | 4.08 | 8.20 |

1. Rated CFM same as for cooling.

2. Heating MBH based on ARI standards of 70° DB entering indoor air, 72% RH outdoor air with 25 feet of interconnecting piping and no supplemental electric heat operation.

3. Variable speed furnaces have B.O.D (Blower on Delay) standard.

CP equals MBH output divided by (total KW input x 3.412).

HSPF (Heating Seasonal Performance Factor) is the total heating output during a normal annual usage period for heating divided by the total electric power input during the same period.

— = Not Applicable.

ACCESSORIES

Refer to Price Manual for specific model numbers.

Start Assist Kit (2SA067*) - May be required on 24, 30, 36, & 42 models when a TXV is installed. May also required on 18 & 60 models in low voltage application. The 48 model has factory installed start assist.

Blower Time Delay - Available to increase efficiency when installed. Installs on indoor section and maintains blower for approximately one minute after cooling thermostat has been satisfied.

Low Temperature Cutout (2LT06700224) - Prevents heat pump operation below -10°F ambient temperature.

Compressor Blanket - Designed to further reduce the normal operating sound.

Thermal Expansion Valve Kit - 1TVM4 Series TXV kit used if required.

Outdoor Thermostat (2TD06700124) - Provides additional staging of supplemental electric heat.

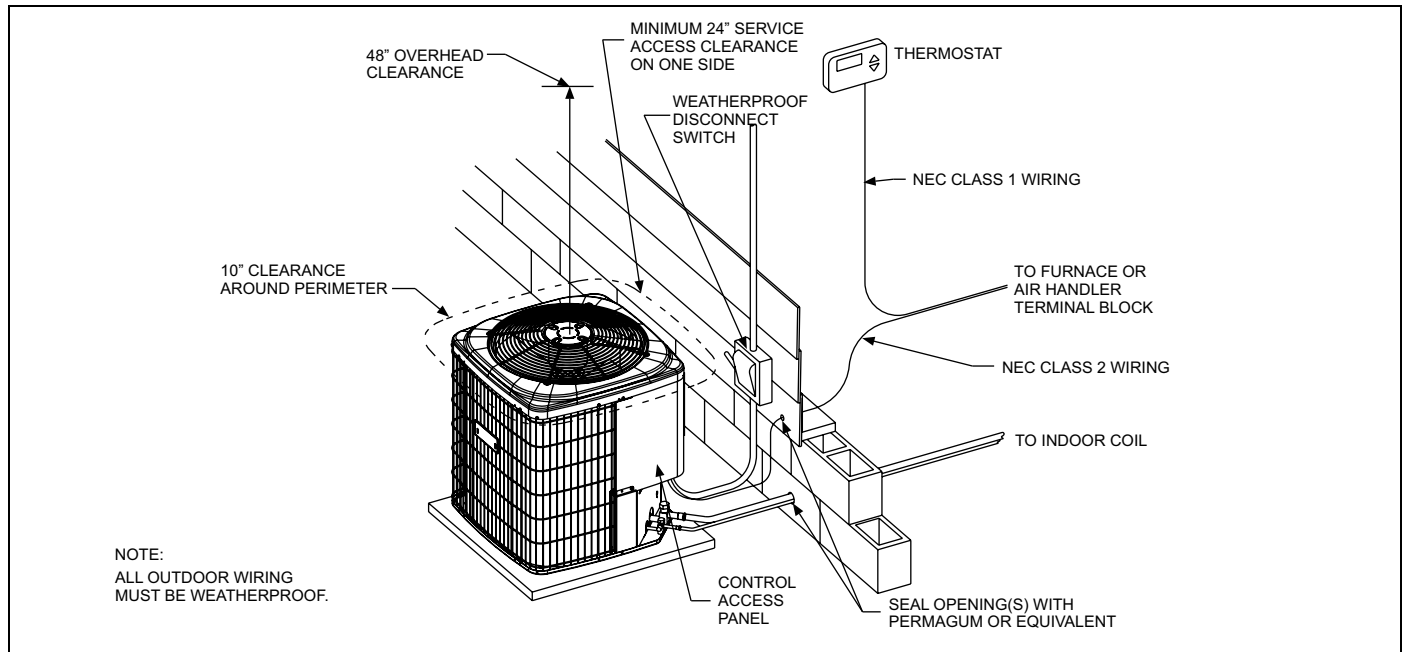
Thermostats - Compatible thermostat controls are available through accessory sourcing. For optimum performance and installation, refer to the UPGNET "Low Voltage Wiring Diagram" document to select and apply controls.

SOUND LEVEL - TYPICAL OCTAVE BAND SPECTRUM (without tone adjustment)

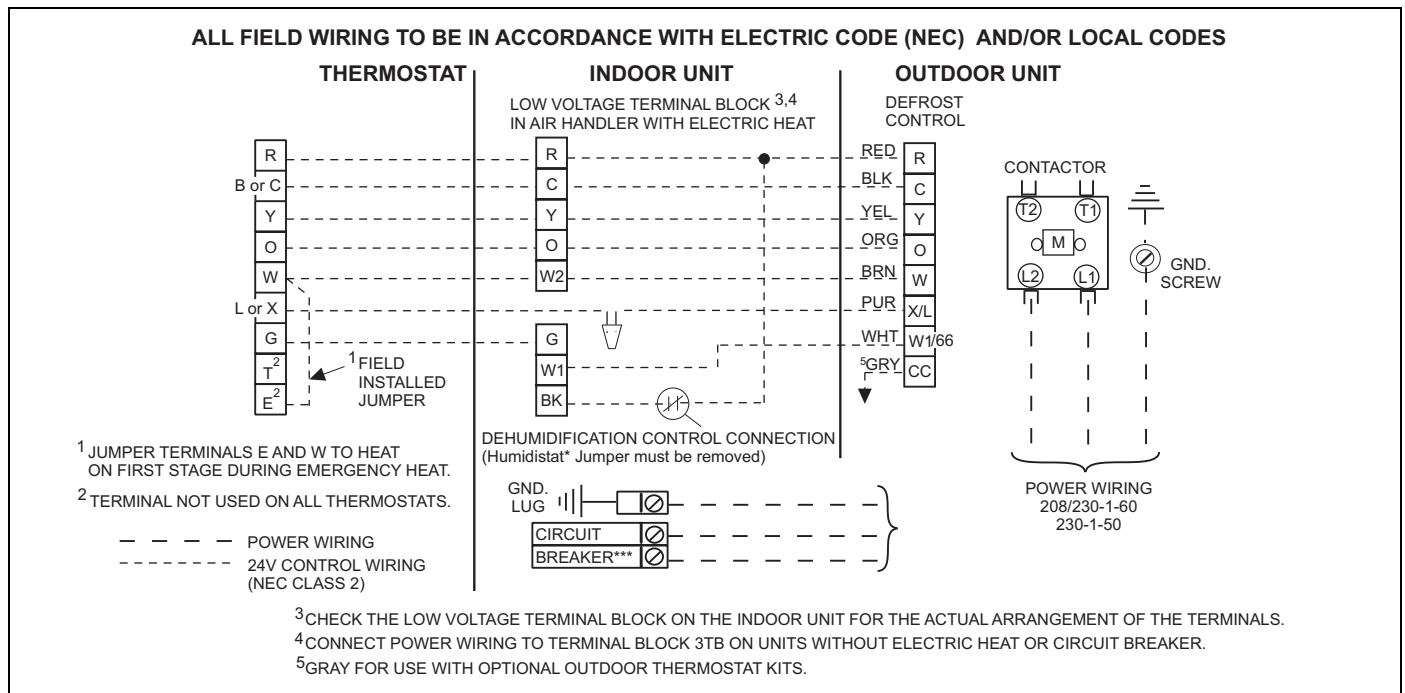
| Size | Test Condition | 63 | 125 | 250 | 500 | 1000 | 2000 | 4000 | 8000 | dBA | SQI |
|------|--------------------------------------|------|------|------|------|------|------|------|------|-------|-------|
| | RSS Sound Power Calibration 1091 402 | 82.8 | 85.4 | 85.9 | 85.3 | 88.1 | 88.6 | 86.6 | 83.9 | - | - |
| 18 | Cooling Mode | 66.7 | 70.7 | 65.6 | 68.6 | 65.3 | 59.4 | 57.5 | 54.9 | 70.1 | 19.20 |
| | Heating Mode | 67.7 | 70.4 | 65.5 | 67.5 | 67.3 | 61.4 | 59.9 | 57.3 | 70.9 | 19.21 |
| 24 | Cooling Mode | 67.5 | 70.0 | 66.8 | 69.0 | 71.8 | 64.6 | 66.3 | 62.2 | 75.10 | 19.0 |
| | Heating Mode | 68.5 | 68.5 | 63.4 | 67.2 | 67.0 | 63.9 | 64.8 | 62.2 | 72.28 | 19.1 |
| 30 | Cooling Mode | 72.9 | 70.1 | 69.1 | 70.9 | 71.7 | 66.3 | 69.0 | 63.1 | 76.18 | 19.2 |
| | Heating Mode | 71.4 | 73.4 | 69.3 | 70.6 | 72.5 | 67.7 | 64.6 | 62.3 | 75.59 | 19.1 |
| 36 | Cooling Mode | 71.5 | 72.5 | 70.6 | 71.5 | 73.0 | 66.6 | 66.0 | 63.3 | 76.38 | 19.0 |
| | Heating Mode | 70.0 | 72.0 | 69.1 | 69.5 | 71.0 | 68.6 | 64.7 | 63.5 | 75.30 | 19.2 |
| 42 | Cooling Mode | 71.4 | 70.8 | 72.9 | 73.0 | 72.4 | 67.4 | 66.8 | 64.2 | 76.72 | 19.1 |
| | Heating Mode | 70.5 | 71.0 | 71.3 | 71.5 | 72.4 | 69.1 | 68.8 | 65.4 | 76.91 | 19.1 |
| 48 | Cooling Mode | 71.9 | 70.5 | 68.4 | 69.0 | 66.1 | 61.9 | 57.4 | 53.0 | 70.80 | 19.1 |
| | Heating Mode | 71.3 | 73.4 | 69.9 | 71.9 | 69.5 | 67.7 | 65.0 | 63.1 | 74.90 | 19.1 |
| 60 | Cooling Mode | 67.5 | 70.0 | 66.8 | 69.0 | 71.8 | 64.6 | 66.3 | 62.2 | 75.10 | 19.0 |
| | Heating Mode | 68.5 | 68.5 | 63.4 | 67.2 | 67.0 | 63.9 | 64.8 | 62.2 | 72.28 | 19.1 |

* Rated in accordance with ARI 270-2008 Standards.

TYPICAL INSTALLATION



TYPICAL FIELD WIRING



| COOLING PERFORMANCE DATA | | | | | | | | | | | | | | | | | |
|--|--------------|--------------------|------|------|------|------|------------|------|------|------|------|------------|------|------|------|------|----|
| CONDENSING UNIT MODEL NO. | | GHGD18S41S3 | | | | | | | | | | | | | | | |
| INDOOR COIL MODEL NO. | | AHP18 | | | | | | | | | | | | | | | |
| CONDENSING ENTERING AIR TEMPERATURE | IDCFM | 450 | | | | | 600 | | | | | 750 | | | | | |
| | | ID DB (°F) | 80 | 80 | 75 | 80 | 80 | 80 | 80 | 75 | 80 | 80 | 80 | 80 | 75 | 80 | 80 |
| | | ID WB (°F) | 57 | 62 | 62 | 67 | 72 | 57 | 62 | 62 | 67 | 72 | 57 | 62 | 62 | 67 | 72 |
| 65 | T.C. | 16.8 | 18.5 | 18.8 | 20.3 | 21.7 | 18.9 | 19.4 | 19.9 | 21.3 | 22.3 | 21.0 | 20.3 | 20.9 | 22.2 | 22.9 | |
| | S.C. | 16.8 | 15.4 | 13.3 | 13.2 | 11.1 | 18.9 | 18.2 | 15.6 | 15.1 | 12.0 | 21.0 | 20.3 | 17.8 | 17.0 | 12.9 | |
| | KW | 1.0 | 1.0 | 1.0 | 1.0 | 1.0 | 1.1 | 1.1 | 1.1 | 1.1 | 1.1 | 1.2 | 1.2 | 1.2 | 1.2 | 1.2 | |
| 75 | T.C. | 16.0 | 17.6 | 17.6 | 19.4 | 20.9 | 18.0 | 18.5 | 18.7 | 20.3 | 21.6 | 20.0 | 19.5 | 19.7 | 21.2 | 22.2 | |
| | S.C. | 16.0 | 14.9 | 12.8 | 12.8 | 10.6 | 18.0 | 17.6 | 15.0 | 14.7 | 11.6 | 20.0 | 19.5 | 17.3 | 16.7 | 12.6 | |
| | KW | 1.2 | 1.2 | 1.2 | 1.2 | 1.2 | 1.2 | 1.2 | 1.2 | 1.2 | 1.2 | 1.3 | 1.3 | 1.3 | 1.3 | 1.3 | |
| 85 | T.C. | 15.2 | 16.6 | 16.5 | 18.5 | 20.1 | 17.1 | 17.7 | 17.5 | 19.4 | 20.8 | 19.0 | 18.8 | 18.5 | 20.2 | 21.5 | |
| | S.C. | 15.2 | 14.4 | 12.2 | 12.4 | 10.2 | 17.1 | 17.0 | 14.5 | 14.4 | 11.2 | 19.0 | 18.8 | 16.7 | 16.4 | 12.3 | |
| | KW | 1.3 | 1.3 | 1.3 | 1.3 | 1.3 | 1.4 | 1.4 | 1.4 | 1.4 | 1.4 | 1.5 | 1.5 | 1.5 | 1.5 | 1.5 | |
| 95 | T.C. | 14.4 | 15.6 | 15.3 | 17.7 | 19.3 | 16.2 | 16.8 | 16.3 | 18.5 | 20.1 | 18.0 | 18.0 | 17.3 | 19.2 | 20.8 | |
| | S.C. | 14.4 | 13.9 | 11.7 | 11.9 | 9.7 | 16.2 | 16.3 | 13.9 | 14.0 | 10.8 | 18.0 | 18.0 | 16.2 | 16.1 | 11.9 | |
| | KW | 1.4 | 1.4 | 1.4 | 1.4 | 1.5 | 1.5 | 1.5 | 1.5 | 1.5 | 1.5 | 1.6 | 1.6 | 1.6 | 1.6 | 1.6 | |
| 105 | T.C. | 13.5 | 14.2 | 14.1 | 16.2 | 18.0 | 15.2 | 15.6 | 15.0 | 17.0 | 18.7 | 16.9 | 16.9 | 15.8 | 17.8 | 19.4 | |
| | S.C. | 13.5 | 13.3 | 11.1 | 11.3 | 9.1 | 15.2 | 15.4 | 13.3 | 13.4 | 10.3 | 16.9 | 16.9 | 15.5 | 15.5 | 11.5 | |
| | KW | 1.6 | 1.6 | 1.6 | 1.6 | 1.6 | 1.7 | 1.7 | 1.7 | 1.7 | 1.7 | 1.8 | 1.8 | 1.7 | 1.8 | 1.8 | |
| 115 | T.C. | 12.5 | 12.8 | 12.8 | 14.8 | 16.7 | 14.2 | 14.3 | 13.6 | 15.6 | 17.4 | 15.9 | 15.9 | 14.4 | 16.3 | 18.0 | |
| | S.C. | 12.5 | 12.6 | 10.5 | 10.7 | 8.6 | 14.2 | 14.3 | 12.7 | 12.8 | 9.8 | 15.9 | 15.9 | 14.4 | 14.9 | 11.0 | |
| | KW | 1.7 | 1.7 | 1.7 | 1.8 | 1.8 | 1.8 | 1.8 | 1.8 | 1.8 | 1.9 | 1.9 | 1.9 | 1.9 | 1.9 | 2.0 | |
| 125 | T.C. | 11.5 | 11.4 | 11.6 | 13.4 | 15.5 | 13.2 | 13.1 | 12.2 | 14.1 | 16.0 | 14.8 | 14.8 | 12.9 | 14.9 | 16.6 | |
| | S.C. | 11.5 | 11.4 | 9.9 | 10.0 | 8.0 | 13.2 | 13.1 | 12.1 | 12.2 | 9.3 | 14.8 | 14.8 | 12.9 | 14.4 | 10.6 | |
| | KW | 1.9 | 1.9 | 1.9 | 1.9 | 2.0 | 2.0 | 2.0 | 2.0 | 2.0 | 2.0 | 2.1 | 2.1 | 2.1 | 2.1 | 2.1 | |

NOTE: ALL CAPACITIES INCLUDE INDOOR FAN HEAT AT 1250 BTUH/1000 CFM.

Multipliers for determining the performance with other indoor sections.

NOTE: For dry bulb temperatures different than those listed (between 73-87 F), sensible capacity increases by 1060 BTUH per 1000 CFM per degree above the listed temperature and decreases by 1060 BTUH per 1000 CFM per degree below the listed temperature.

| Air Handlers | Coils | T.C. | S.C. | KW |
|---------------------|--------------|-------------|-------------|-----------|
| – | FC/MC/PC18 | 0.99 | 0.99 | 1.00 |
| – | FC/MC/PC24 | 1.01 | 1.01 | 1.00 |
| – | HC18 | 0.99 | 0.99 | 1.00 |
| – | HD24 | 1.03 | 1.02 | 1.00 |
| AHX18 | – | 1.03 | 1.02 | 1.00 |
| AV*24 | – | 1.03 | 1.02 | 1.00 |
| F4FP024 | – | 1.00 | 0.99 | 1.00 |
| F6FP018 | – | 1.03 | 1.02 | 1.00 |
| F6FP024 | – | 1.03 | 1.02 | 1.00 |
| MA08B | FC/MC18B | 0.99 | 0.99 | 1.00 |
| MA08B | FC/MC24B | 1.01 | 1.01 | 1.00 |
| MV12B | FC/MC18B | 1.02 | 1.01 | 1.00 |
| MV12B | FC/MC24B | 1.04 | 1.04 | 1.00 |

| Furnaces | Coils | T.C. | S.C. | KW |
|-----------------|--------------|-------------|-------------|-----------|
| T*(8,L)X*A12 | FC/MC/PC18A | 1.04 | 1.06 | 0.94 |
| T*(8,L)X*B12 | FC/MC/PC18B | 1.04 | 1.06 | 0.94 |
| T*9X*B12 | FC/MC/PC18B | 1.04 | 1.06 | 0.94 |
| T*(8,L)X*A12 | FC/MC/PC24A | 1.06 | 1.08 | 0.92 |
| T*(8,L)X*B12 | FC/MC/PC24B | 1.06 | 1.08 | 0.92 |
| T*9X*B12 | FC/MC/PC24B | 1.06 | 1.08 | 0.92 |
| T*(8,L)X*A12 | FC/MC/PC30A | 1.06 | 1.08 | 0.92 |
| T*(8,L)X*B12 | FC/MC/PC30B | 1.06 | 1.08 | 0.92 |

| Furnaces | Coils | T.C. | S.C. | KW |
|---------------------|--------------|-------------|-------------|-----------|
| T*9X*B12 | FC/MC/PC18A | 1.06 | 1.08 | 0.92 |
| (T*(8,L)C/T*8V)*A12 | FC/MC/PC18A | 1.03 | 1.05 | 0.93 |
| (T*(8,L)C/T*8V)*B12 | FC/MC/PC18B | 1.02 | 1.01 | 0.92 |
| (T*9C/T*9V)*B12 | FC/MC/PC18B | 1.03 | 1.04 | 0.92 |
| (T*(8,L)C/T*8V)*A12 | FC/MC/PC24A | 1.06 | 1.08 | 0.94 |
| (T*(8,L)C/T*8V)*B12 | FC/MC/PC24B | 1.04 | 1.04 | 0.92 |
| (T*9C/T*9V)*B12 | FC/MC/PC24B | 1.06 | 1.08 | 0.93 |
| (T*(8,L)C/T*8V)*A12 | FC/MC/PC30A | 1.06 | 1.08 | 0.94 |
| (T*(8,L)C/T*8V)*B12 | FC/MC/PC30B | 1.04 | 1.04 | 0.92 |
| (T*9C/T*9V)*B12 | FC/MC/PC30B | 1.06 | 1.08 | 0.93 |
| (T*(8,L)C/T*8V)*A12 | HC18 | 1.03 | 1.05 | 0.93 |
| (T*(8,L)C/T*8V)*A12 | HD24 | 1.06 | 1.08 | 0.94 |
| (T*(8,L)C/T*8V)*B12 | HD24 | 1.05 | 1.04 | 0.92 |
| (T*9C/T*9V)*B12 | HD24 | 1.06 | 1.08 | 0.93 |
| (T*(8,L)C/T*8V)*A12 | UC18A | 1.04 | 1.05 | 0.93 |
| (T*(8,L)C/T*8V)*B12 | UC18B | 1.03 | 1.03 | 0.92 |
| (T*9C/T*9V)*B12 | UC18B | 1.04 | 1.05 | 0.92 |
| (T*(8,L)C/T*8V)*A12 | UC24A | 1.06 | 1.09 | 0.94 |
| (T*(8,L)C/T*8V)*B12 | UC24B | 1.05 | 1.05 | 0.92 |
| (T*9C/T*9V)*B12 | UC24B | 1.06 | 1.09 | 0.93 |
| (T*(8,L)C/T*8V)*A12 | UC30A | 1.06 | 1.09 | 0.94 |
| (T*(8,L)C/T*8V)*B12 | UC30B | 1.05 | 1.05 | 0.92 |
| (T*9C/T*9V)*B12 | UC30B | 1.06 | 1.09 | 0.93 |

| COOLING PERFORMANCE DATA | | | | | | | | | | | | | | | | |
|--|-------------------|--------------------|------|------|------|------|------------|------|------|------|------|-------------|------|------|------|------|
| CONDENSING UNIT MODEL NO. | | GHGD24S41S4 | | | | | | | | | | | | | | |
| INDOOR COIL MODEL NO. | | AHP30 | | | | | | | | | | | | | | |
| CONDENSING ENTERING AIR TEMPERATURE | IDCFM | 600 | | | | | 800 | | | | | 1000 | | | | |
| | ID DB (°F) | 80 | 80 | 75 | 80 | 80 | 80 | 80 | 75 | 80 | 80 | 80 | 80 | 75 | 80 | 80 |
| | ID WB (°F) | 57 | 62 | 62 | 67 | 72 | 57 | 62 | 62 | 67 | 72 | 57 | 62 | 62 | 67 | 72 |
| 65 | T.C. | 22.6 | 25.9 | 25.9 | 28.3 | 29.4 | 25.2 | 27.1 | 26.8 | 29.2 | 30.4 | 27.9 | 28.3 | 27.6 | 30.0 | 31.4 |
| | S.C. | 22.6 | 20.9 | 18.1 | 18.1 | 15.5 | 25.2 | 23.9 | 19.7 | 19.5 | 16.1 | 27.9 | 26.9 | 21.3 | 20.9 | 16.6 |
| | KW | 1.6 | 1.6 | 1.6 | 1.7 | 1.7 | 1.7 | 1.7 | 1.7 | 1.7 | 1.7 | 1.8 | 1.8 | 1.8 | 1.8 | 1.8 |
| 75 | T.C. | 21.5 | 24.1 | 24.2 | 26.6 | 28.1 | 23.9 | 25.3 | 25.1 | 27.5 | 29.0 | 26.3 | 26.4 | 26.0 | 28.5 | 29.9 |
| | S.C. | 21.5 | 20.1 | 17.3 | 17.3 | 14.7 | 23.9 | 22.8 | 19.1 | 18.9 | 15.4 | 26.3 | 25.6 | 20.9 | 20.6 | 16.1 |
| | KW | 1.7 | 1.8 | 1.8 | 1.8 | 1.8 | 1.8 | 1.9 | 1.8 | 1.9 | 1.9 | 1.9 | 1.9 | 1.9 | 2.0 | 2.0 |
| 85 | T.C. | 20.4 | 22.3 | 22.4 | 24.8 | 26.8 | 22.6 | 23.4 | 23.4 | 25.9 | 27.6 | 24.7 | 24.5 | 24.4 | 26.9 | 28.4 |
| | S.C. | 20.4 | 19.4 | 16.5 | 16.4 | 13.8 | 22.6 | 21.8 | 18.6 | 18.4 | 14.7 | 24.7 | 24.3 | 20.6 | 20.3 | 15.6 |
| | KW | 1.9 | 1.9 | 1.9 | 1.9 | 1.9 | 2.0 | 2.0 | 2.0 | 2.0 | 2.0 | 2.1 | 2.1 | 2.1 | 2.1 | 2.1 |
| 95 | T.C. | 19.4 | 20.6 | 20.6 | 23.0 | 25.5 | 21.2 | 21.6 | 21.7 | 24.2 | 26.2 | 23.1 | 22.6 | 22.7 | 25.4 | 26.9 |
| | S.C. | 19.4 | 18.6 | 15.7 | 15.6 | 13.0 | 21.2 | 20.8 | 18.0 | 17.8 | 14.0 | 23.1 | 22.6 | 20.2 | 20.0 | 15.1 |
| | KW | 2.0 | 2.0 | 2.0 | 2.0 | 2.1 | 2.1 | 2.1 | 2.1 | 2.1 | 2.2 | 2.2 | 2.2 | 2.2 | 2.3 | 2.3 |
| 105 | T.C. | 17.6 | 18.0 | 18.0 | 20.9 | 23.5 | 19.4 | 19.5 | 18.9 | 21.9 | 24.3 | 21.3 | 21.0 | 19.9 | 23.0 | 25.1 |
| | S.C. | 17.6 | 17.2 | 14.5 | 14.7 | 12.0 | 19.4 | 19.3 | 16.7 | 16.9 | 13.2 | 21.3 | 21.0 | 18.8 | 19.1 | 14.4 |
| | KW | 2.1 | 2.1 | 2.1 | 2.2 | 2.2 | 2.2 | 2.2 | 2.2 | 2.3 | 2.3 | 2.3 | 2.3 | 2.3 | 2.4 | 2.4 |
| 115 | T.C. | 15.8 | 15.5 | 15.4 | 18.8 | 21.5 | 17.6 | 17.5 | 16.2 | 19.7 | 22.4 | 19.5 | 19.5 | 17.0 | 20.6 | 23.3 |
| | S.C. | 15.8 | 15.5 | 13.3 | 13.9 | 11.1 | 17.6 | 17.5 | 15.3 | 16.0 | 12.4 | 19.5 | 19.5 | 17.0 | 18.2 | 13.7 |
| | KW | 2.2 | 2.2 | 2.2 | 2.3 | 2.4 | 2.3 | 2.3 | 2.3 | 2.4 | 2.5 | 2.5 | 2.5 | 2.4 | 2.5 | 2.6 |
| 125 | T.C. | 13.9 | 13.0 | 12.7 | 16.6 | 19.5 | 15.8 | 15.5 | 13.4 | 17.4 | 20.5 | 17.7 | 17.9 | 14.1 | 18.2 | 21.5 |
| | S.C. | 13.9 | 13.0 | 12.1 | 13.0 | 10.1 | 15.8 | 15.5 | 13.4 | 15.2 | 11.5 | 17.7 | 17.9 | 14.1 | 17.3 | 13.0 |
| | KW | 2.3 | 2.2 | 2.2 | 2.4 | 2.5 | 2.4 | 2.4 | 2.4 | 2.5 | 2.6 | 2.6 | 2.6 | 2.5 | 2.6 | 2.7 |

NOTE: ALL CAPACITIES INCLUDE INDOOR FAN HEAT AT 1250 BTUH/1000 CFM.

Multipliers for determining the performance with other indoor sections.

NOTE: For dry bulb temperatures different than those listed (between 73-87 F), sensible capacity increases by 1060 BTUH per 1000 CFM per degree above the listed temperature and decreases by 1060 BTUH per 1000 CFM per degree below the listed temperature.

| Air Handlers | Coils | T.C. | S.C. | KW |
|---------------------|--------------|-------------|-------------|-----------|
| - | FC/MC/PC32 | 1.00 | 1.00 | 1.04 |
| - | FC/MC/PC35 | 0.99 | 1.00 | 1.03 |
| - | FC/MC/PC37 | 1.01 | 1.01 | 1.05 |
| - | FC/MC/PC43 | 1.01 | 1.01 | 1.05 |
| AHP30 | - | 1.00 | 1.00 | 1.04 |
| AHX30 | - | 1.01 | 1.02 | 0.96 |
| AHX36 | - | 1.01 | 1.02 | 0.96 |
| AV*36 | - | 1.01 | 0.99 | 0.96 |
| F4FP040 | - | 1.00 | 1.00 | 1.04 |
| F6FP030 | - | 1.01 | 1.03 | 0.96 |
| F6FP036 | - | 1.01 | 1.03 | 0.96 |
| MV12B | FC/MC35B | 1.01 | 1.02 | 0.96 |
| MV12B | FC/MC43B | 1.01 | 1.01 | 0.96 |
| MA12B | FC/MC35B | 0.99 | 1.00 | 1.03 |
| MA12B | FC/MC43B | 1.01 | 1.01 | 1.05 |

| Furnaces | Coils | T.C. | S.C. | KW |
|-----------------|--------------|-------------|-------------|-----------|
| T*(8,L)X*A12 | FC/MC/PC32A | 1.01 | 1.02 | 0.96 |
| T*(8,L)X*B12 | FC/MC/PC35B | 1.01 | 1.03 | 0.96 |
| T*(8,L)X*C16 | FC/MC/PC35C | 1.01 | 1.03 | 0.96 |
| T*(8,L)X*C20 | FC/MC/PC35C | 1.01 | 1.03 | 0.96 |
| T*9X*B12 | FC/MC/PC35B | 1.01 | 1.02 | 0.96 |

| Furnaces | Coils | T.C. | S.C. | KW |
|---------------------|--------------|-------------|-------------|-----------|
| T*9X*C16 | FC/MC/PC35C | 1.01 | 1.01 | 0.96 |
| T*9X*C20 | FC/MC/PC35C | 1.01 | 1.03 | 0.96 |
| T*(8,L)X*A12 | FC/MC/PC37A | 1.01 | 1.04 | 0.96 |
| T*(8,L)X*B12 | FC/MC/PC43B | 1.01 | 1.05 | 0.96 |
| T*(8,L)X*C16 | FC/MC/PC43C | 1.01 | 1.05 | 0.96 |
| T*(8,L)X*C20 | FC/MC/PC43C | 1.01 | 1.01 | 0.96 |
| T*9X*B12 | FC/MC/PC43B | 1.01 | 1.01 | 0.96 |
| T*9X*C16 | FC/MC/PC43C | 1.01 | 1.01 | 0.96 |
| T*9X*C20 | FC/MC/PC43C | 1.01 | 1.01 | 0.96 |
| (T*(8,L)C/T*8V)*A12 | FC/MC/PC32A | 1.01 | 1.01 | 0.96 |
| (T*(8,L)C/T*8V)*B12 | FC/MC/PC35B | 1.01 | 1.01 | 0.96 |
| (T*(8,L)C/T*8V)*C16 | FC/MC/PC35C | 1.01 | 1.03 | 0.96 |
| (T*(8,L)C/T*8V)*C20 | FC/MC/PC35C | 1.01 | 0.99 | 0.96 |
| (T*9C/T*9V)*B12 | FC/MC/PC35B | 1.01 | 1.03 | 0.96 |
| (T*9C/T*9V)*C16 | FC/MC/PC35C | 1.01 | 1.06 | 0.96 |
| (T*9C/T*9V)*C20 | FC/MC/PC35C | 1.01 | 1.01 | 0.96 |
| (T*(8,L)C/T*8V)*A12 | FC/MC/PC37A | 1.01 | 1.01 | 0.96 |
| (T*(8,L)C/T*8V)*B12 | FC/MC/PC43B | 1.01 | 1.01 | 0.96 |
| (T*(8,L)C/T*8V)*C16 | FC/MC/PC43C | 1.01 | 1.06 | 0.96 |
| (T*(8,L)C/T*8V)*C20 | FC/MC/PC43C | 1.01 | 1.01 | 0.96 |
| (T*9C/T*9V)*B12 | FC/MC/PC43B | 1.01 | 1.01 | 0.96 |
| (T*9C/T*9V)*C16 | FC/MC/PC43C | 1.01 | 1.01 | 0.96 |
| (T*9C/T*9V)*C20 | FC/MC/PC43C | 1.01 | 1.06 | 0.96 |

| COOLING PERFORMANCE DATA | | | | | | | | | | | | | | | | |
|--|-------------------|--------------------|------|------|------|------|-------------|------|------|------|------|-------------|------|------|------|------|
| CONDENSING UNIT MODEL NO. | | GHGD30S41S4 | | | | | | | | | | | | | | |
| INDOOR COIL MODEL NO. | | AHP30 | | | | | | | | | | | | | | |
| CONDENSING ENTERING AIR TEMPERATURE | IDCFM | 800 | | | | | 1000 | | | | | 1200 | | | | |
| | ID DB (°F) | 80 | 80 | 75 | 80 | 80 | 80 | 80 | 75 | 80 | 80 | 80 | 80 | 75 | 80 | 80 |
| | ID WB (°F) | 57 | 62 | 62 | 67 | 72 | 57 | 62 | 62 | 67 | 72 | 57 | 62 | 62 | 67 | 72 |
| 65 | T.C. | 29.1 | 31.3 | 31.4 | 34.3 | 36.1 | 31.0 | 32.7 | 32.8 | 35.2 | 36.6 | 33.0 | 34.1 | 34.1 | 36.1 | 37.2 |
| | S.C. | 28.0 | 24.7 | 21.2 | 21.0 | 17.8 | 29.9 | 27.9 | 23.3 | 22.4 | 18.2 | 31.8 | 31.1 | 25.4 | 23.8 | 18.6 |
| | KW | 2.0 | 2.0 | 2.0 | 2.1 | 2.0 | 2.1 | 2.1 | 2.1 | 2.1 | 2.1 | 2.2 | 2.2 | 2.2 | 2.2 | 2.2 |
| 75 | T.C. | 27.4 | 29.1 | 29.2 | 32.3 | 34.3 | 29.3 | 30.4 | 30.4 | 33.2 | 34.9 | 31.3 | 31.6 | 31.6 | 34.0 | 35.5 |
| | S.C. | 26.4 | 23.7 | 20.2 | 20.1 | 16.8 | 28.3 | 26.5 | 22.3 | 21.7 | 17.4 | 30.2 | 29.3 | 24.4 | 23.3 | 18.0 |
| | KW | 2.1 | 2.2 | 2.2 | 2.2 | 2.2 | 2.2 | 2.3 | 2.3 | 2.3 | 2.3 | 2.3 | 2.4 | 2.3 | 2.3 | 2.3 |
| 85 | T.C. | 25.7 | 26.9 | 27.0 | 30.3 | 32.5 | 27.6 | 28.0 | 28.0 | 31.1 | 33.2 | 29.6 | 29.1 | 29.1 | 31.9 | 33.9 |
| | S.C. | 24.8 | 22.7 | 19.2 | 19.3 | 15.8 | 26.6 | 25.1 | 21.3 | 21.0 | 16.6 | 28.5 | 27.5 | 23.3 | 22.7 | 17.3 |
| | KW | 2.2 | 2.3 | 2.3 | 2.3 | 2.4 | 2.4 | 2.4 | 2.4 | 2.4 | 2.5 | 2.5 | 2.5 | 2.5 | 2.5 | 2.5 |
| 95 | T.C. | 24.0 | 24.7 | 24.7 | 28.2 | 30.8 | 25.9 | 25.7 | 25.7 | 29.1 | 31.5 | 27.8 | 26.7 | 26.6 | 29.9 | 32.2 |
| | S.C. | 23.1 | 21.8 | 18.2 | 18.4 | 14.8 | 25.0 | 23.7 | 20.2 | 20.3 | 15.8 | 26.8 | 25.7 | 22.3 | 22.1 | 16.7 |
| | KW | 2.4 | 2.4 | 2.4 | 2.5 | 2.5 | 2.5 | 2.5 | 2.5 | 2.6 | 2.6 | 2.6 | 2.6 | 2.6 | 2.7 | 2.7 |
| 105 | T.C. | 21.8 | 22.2 | 21.8 | 25.3 | 28.3 | 23.6 | 23.5 | 22.6 | 26.1 | 29.0 | 25.4 | 24.8 | 23.4 | 26.9 | 29.7 |
| | S.C. | 21.0 | 20.4 | 17.0 | 17.3 | 13.8 | 22.8 | 22.2 | 18.9 | 19.2 | 14.8 | 24.5 | 24.0 | 20.9 | 21.1 | 15.8 |
| | KW | 2.5 | 2.5 | 2.5 | 2.6 | 2.7 | 2.7 | 2.7 | 2.6 | 2.7 | 2.8 | 2.8 | 2.8 | 2.7 | 2.8 | 2.9 |
| 115 | T.C. | 19.7 | 19.6 | 19.0 | 22.3 | 25.8 | 21.4 | 21.3 | 19.6 | 23.2 | 26.5 | 23.0 | 23.0 | 20.2 | 24.0 | 27.1 |
| | S.C. | 19.0 | 18.9 | 15.8 | 16.1 | 12.7 | 20.6 | 20.6 | 17.6 | 18.0 | 13.8 | 22.2 | 22.2 | 19.5 | 20.0 | 14.9 |
| | KW | 2.7 | 2.7 | 2.7 | 2.7 | 2.8 | 2.8 | 2.8 | 2.8 | 2.9 | 2.9 | 2.9 | 2.9 | 2.9 | 3.0 | 3.1 |
| 125 | T.C. | 17.5 | 17.1 | 16.1 | 19.4 | 23.4 | 19.1 | 19.1 | 16.5 | 20.3 | 24.0 | 20.7 | 21.2 | 16.9 | 21.1 | 24.6 |
| | S.C. | 16.9 | 17.1 | 14.6 | 14.9 | 11.7 | 18.4 | 19.0 | 16.3 | 16.9 | 12.8 | 19.9 | 20.4 | 16.9 | 18.9 | 13.9 |
| | KW | 2.8 | 2.8 | 2.8 | 2.9 | 2.9 | 2.9 | 2.9 | 2.9 | 3.0 | 3.1 | 3.1 | 3.1 | 3.0 | 3.1 | 3.3 |

NOTE: ALL CAPACITIES INCLUDE INDOOR FAN HEAT AT 1250 BTUH/1000 CFM.

Multipliers for determining the performance with other indoor sections.

NOTE: For dry bulb temperatures different than those listed (between 73-87 F), sensible capacity increases by 1060 BTUH per 1000 CFM per degree above the listed temperature and decreases by 1060 BTUH per 1000 CFM per degree below the listed temperature.

| Air Handlers | Coils | T.C. | S.C. | KW |
|---------------------|--------------|-------------|-------------|-----------|
| – | FC/MC/PC32 | 0.99 | 0.98 | 1.02 |
| – | FC/MC/PC35 | 0.99 | 0.98 | 1.02 |
| – | FC/MC/PC37 | 1.00 | 1.00 | 1.02 |
| – | FC/MC/PC43 | 1.00 | 1.00 | 1.02 |
| AHP30 | – | 1.00 | 1.00 | 1.02 |
| AHP36 | – | 1.00 | 1.00 | 1.02 |
| AHX30 | – | 1.00 | 1.02 | 0.94 |
| AHX36 | – | 1.00 | 1.01 | 0.94 |
| AV*36 | – | 1.00 | 1.01 | 0.94 |
| F4FP040 | – | 0.99 | 0.98 | 1.02 |
| F6FP030 | – | 1.00 | 0.99 | 0.98 |
| F6FP036 | – | 1.00 | 0.99 | 0.94 |
| MV12B | FC/MC35B | 1.00 | 0.99 | 0.94 |
| MV12B | FC/MC43B | 1.00 | 1.00 | 0.94 |
| MV16C | FC/MC35C | 1.00 | 1.04 | 0.94 |
| MV16C | FC/MC43C | 1.00 | 1.00 | 0.94 |
| MA12B | FC/MC35B | 0.99 | 0.98 | 1.02 |
| MA12B | FC/MC43B | 1.00 | 1.00 | 1.02 |

| Furnaces | Coils | T.C. | S.C. | KW |
|-----------------|--------------|-------------|-------------|-----------|
| T*(8,L)X*A12 | FC/MC/PC32A | 1.00 | 0.99 | 0.94 |
| T*(8,L)X*B12 | FC/MC/PC35B | 1.00 | 1.05 | 0.94 |
| T*(8,L)X*C16 | FC/MC/PC35C | 1.00 | 1.05 | 0.94 |
| T*(8,L)X*C20 | FC/MC/PC35C | 0.99 | 0.96 | 0.93 |

| Furnaces | Coils | T.C. | S.C. | KW |
|---------------------|--------------|-------------|-------------|-----------|
| T*9X*B12 | FC/MC/PC35B | 1.00 | 1.04 | 0.94 |
| T*9X*C16 | FC/MC/PC35C | 1.00 | 1.04 | 0.94 |
| T*9X*C20 | FC/MC/PC35C | 0.99 | 0.95 | 0.93 |
| T*(8,L)X*A12 | FC/MC/PC37A | 1.00 | 1.05 | 0.94 |
| T*(8,L)X*B12 | FC/MC/PC43B | 1.00 | 1.05 | 0.94 |
| T*(8,L)X*C16 | FC/MC/PC43C | 1.00 | 1.00 | 0.94 |
| T*(8,L)X*C20 | FC/MC/PC43C | 1.00 | 0.97 | 0.94 |
| T*9X*B12 | FC/MC/PC43B | 1.00 | 1.05 | 0.94 |
| T*9X*C16 | FC/MC/PC43C | 1.00 | 1.03 | 0.94 |
| T*9X*C20 | FC/MC/PC43C | 0.97 | 0.90 | 0.91 |
| (T*(8,L)C/T*8V)*A12 | FC/MC/PC32A | 1.00 | 0.99 | 1.02 |
| (T*(8,L)C/T*8V)*B12 | FC/MC/PC35B | 1.00 | 0.99 | 0.94 |
| (T*(8,L)C/T*8V)*C16 | FC/MC/PC35C | 1.00 | 0.99 | 0.94 |
| (T*(8,L)C/T*8V)*C20 | FC/MC/PC35C | 1.00 | 1.04 | 0.94 |
| (T*9C/T*9V)*B12 | FC/MC/PC35B | 1.00 | 0.99 | 0.98 |
| (T*9C/T*9V)*C16 | FC/MC/PC35C | 1.00 | 0.99 | 0.94 |
| (T*9C/T*9V)*C20 | FC/MC/PC35C | 1.00 | 0.99 | 0.94 |
| (T*(8,L)C/T*8V)*A12 | FC/MC/PC37A | 1.00 | 0.99 | 0.94 |
| (T*(8,L)C/T*8V)*B12 | FC/MC/PC43B | 1.00 | 1.03 | 0.94 |
| (T*(8,L)C/T*8V)*C16 | FC/MC/PC43C | 1.00 | 1.00 | 0.94 |
| (T*(8,L)C/T*8V)*C20 | FC/MC/PC43C | 1.00 | 1.00 | 0.94 |
| (T*9C/T*9V)*B12 | FC/MC/PC43B | 1.00 | 1.00 | 0.94 |
| (T*9C/T*9V)*C16 | FC/MC/PC43C | 1.00 | 1.00 | 0.94 |
| (T*9C/T*9V)*C20 | FC/MC/PC43C | 1.00 | 1.00 | 0.94 |

| COOLING PERFORMANCE DATA | | | | | | | | | | | | | | | | |
|--|-------------------|--------------------|------|------|------|------|-------------|------|------|------|------|-------------|------|------|------|------|
| CONDENSING UNIT MODEL NO. | | GHGD36S41S4 | | | | | | | | | | | | | | |
| INDOOR COIL MODEL NO. | | AHP36 | | | | | | | | | | | | | | |
| CONDENSING ENTERING AIR TEMPERATURE | IDCFM | 1000 | | | | | 1200 | | | | | 1400 | | | | |
| | ID DB (°F) | 80 | 80 | 75 | 80 | 80 | 80 | 80 | 75 | 80 | 80 | 80 | 80 | 75 | 80 | 80 |
| | ID WB (°F) | 57 | 62 | 62 | 67 | 72 | 57 | 62 | 62 | 67 | 72 | 57 | 62 | 62 | 67 | 72 |
| 65 | T.C. | 35.0 | 39.8 | 39.9 | 42.7 | 45.2 | 37.7 | 40.6 | 41.0 | 43.5 | 45.7 | 40.5 | 41.5 | 42.0 | 44.4 | 46.1 |
| | S.C. | 34.9 | 32.4 | 27.9 | 27.1 | 22.7 | 37.7 | 35.4 | 29.9 | 28.6 | 23.2 | 40.4 | 38.5 | 31.8 | 30.2 | 23.8 |
| | KW | 2.4 | 2.4 | 2.4 | 2.5 | 2.5 | 2.5 | 2.5 | 2.5 | 2.5 | 2.5 | 2.6 | 2.6 | 2.6 | 2.6 | 2.6 |
| 75 | T.C. | 33.3 | 36.8 | 36.9 | 39.9 | 42.9 | 35.7 | 37.6 | 37.9 | 40.8 | 43.4 | 38.1 | 38.5 | 38.9 | 41.8 | 43.9 |
| | S.C. | 33.2 | 31.1 | 26.5 | 25.9 | 21.5 | 35.7 | 33.7 | 28.5 | 27.6 | 22.2 | 38.1 | 36.4 | 30.5 | 29.4 | 22.9 |
| | KW | 2.6 | 2.6 | 2.6 | 2.7 | 2.7 | 2.7 | 2.7 | 2.7 | 2.7 | 2.8 | 2.8 | 2.8 | 2.8 | 2.8 | 2.8 |
| 85 | T.C. | 31.6 | 33.8 | 33.9 | 37.1 | 40.6 | 33.7 | 34.6 | 34.8 | 38.2 | 41.2 | 35.8 | 35.5 | 35.7 | 39.2 | 41.8 |
| | S.C. | 31.5 | 29.7 | 25.1 | 24.8 | 20.2 | 33.6 | 32.1 | 27.2 | 26.7 | 21.1 | 35.7 | 34.4 | 29.2 | 28.5 | 22.0 |
| | KW | 2.8 | 2.8 | 2.8 | 2.9 | 2.9 | 2.9 | 2.9 | 2.9 | 2.9 | 3.0 | 3.0 | 3.0 | 3.0 | 3.0 | 3.1 |
| 95 | T.C. | 29.9 | 30.8 | 30.8 | 34.3 | 38.4 | 31.7 | 31.6 | 31.7 | 35.5 | 39.0 | 33.5 | 32.5 | 32.6 | 36.6 | 39.6 |
| | S.C. | 29.8 | 28.4 | 23.7 | 23.6 | 19.0 | 31.6 | 30.4 | 25.8 | 25.7 | 20.1 | 33.4 | 32.4 | 27.9 | 27.7 | 21.1 |
| | KW | 2.9 | 2.9 | 3.0 | 3.1 | 3.1 | 3.0 | 3.1 | 3.1 | 3.1 | 3.2 | 3.2 | 3.2 | 3.2 | 3.2 | 3.3 |
| 105 | T.C. | 26.3 | 26.7 | 27.4 | 31.4 | 35.3 | 28.6 | 28.5 | 28.1 | 32.4 | 35.9 | 30.9 | 30.4 | 28.8 | 33.3 | 36.5 |
| | S.C. | 26.3 | 25.5 | 22.3 | 22.4 | 17.8 | 28.6 | 27.9 | 24.3 | 24.5 | 18.9 | 30.9 | 30.4 | 26.3 | 26.5 | 20.0 |
| | KW | 3.1 | 3.1 | 3.1 | 3.2 | 3.3 | 3.2 | 3.2 | 3.2 | 3.3 | 3.4 | 3.3 | 3.3 | 3.3 | 3.4 | 3.5 |
| 115 | T.C. | 22.8 | 22.6 | 24.1 | 28.5 | 32.2 | 25.6 | 25.5 | 24.5 | 29.2 | 32.8 | 28.4 | 28.4 | 25.0 | 30.0 | 33.5 |
| | S.C. | 22.8 | 22.5 | 20.8 | 21.3 | 16.6 | 25.5 | 25.4 | 22.8 | 23.3 | 17.8 | 28.3 | 28.3 | 24.8 | 25.3 | 18.9 |
| | KW | 3.2 | 3.2 | 3.2 | 3.4 | 3.5 | 3.4 | 3.4 | 3.3 | 3.5 | 3.6 | 3.5 | 3.5 | 3.4 | 3.6 | 3.6 |
| 125 | T.C. | 19.3 | 18.4 | 20.7 | 25.6 | 29.1 | 22.5 | 22.4 | 20.9 | 26.1 | 29.8 | 25.8 | 26.4 | 21.2 | 26.7 | 30.4 |
| | S.C. | 19.2 | 18.4 | 19.3 | 20.1 | 15.4 | 22.5 | 22.4 | 20.9 | 22.1 | 16.6 | 25.8 | 26.3 | 21.2 | 24.0 | 17.8 |
| | KW | 3.4 | 3.4 | 3.3 | 3.5 | 3.7 | 3.6 | 3.5 | 3.5 | 3.6 | 3.7 | 3.7 | 3.7 | 3.6 | 3.8 | 3.8 |

NOTE: ALL CAPACITIES INCLUDE INDOOR FAN HEAT AT 1250 BTUH/1000 CFM.

Multipliers for determining the performance with other indoor sections.

NOTE: For dry bulb temperatures different than those listed (between 73-87 F), sensible capacity increases by 1060 BTUH per 1000 CFM per degree above the listed temperature and decreases by 1060 BTUH per 1000 CFM per degree below the listed temperature.

| Air Handlers | Coils | T.C. | S.C. | KW |
|---------------------|--------------|-------------|-------------|-----------|
| - | FC/MC/PC43 | 1.00 | 1.00 | 1.04 |
| - | FC/MC/PC37 | 1.00 | 1.01 | 1.04 |
| - | HD48 | 1.00 | 0.99 | 1.04 |
| - | FC/MC/PC48 | 1.00 | 1.00 | 1.04 |
| - | UC48 | 1.00 | 1.01 | 1.04 |
| AHP36 | - | 1.00 | 0.99 | 1.04 |
| AHP42 | - | 1.00 | 1.02 | 1.04 |
| AHX36 | - | 1.00 | 1.01 | 0.95 |
| AHX42 | - | 1.00 | 1.01 | 0.95 |
| AV*36 | - | 1.00 | 1.01 | 0.95 |
| F4FP045 | - | 1.00 | 1.01 | 1.04 |
| F5FP048 | - | 1.00 | 1.02 | 0.95 |
| F6FP042 | - | 1.00 | 1.04 | 0.95 |
| MV12B | FC/MC43B | 1.00 | 1.02 | 0.95 |
| MV12D | FC/MC48D | 1.00 | 1.00 | 0.95 |
| MV16C | FC/MC43C | 1.00 | 1.01 | 0.95 |
| MV16C | FC/MC48C | 1.00 | 1.00 | 0.95 |
| MA12B | FC/MC43B | 1.00 | 1.00 | 1.04 |

| Furnaces | Coils | T.C. | S.C. | KW |
|---------------------|--------------|-------------|-------------|-----------|
| T*(8,L)X*A12 | FC/MC/PC37A | 1.00 | 1.04 | 0.95 |
| T*(8,L)X*B12 | FC/MC/PC43B | 1.00 | 1.04 | 0.95 |
| T*(8,L)X*C16 | FC/MC/PC43C | 1.00 | 1.01 | 0.95 |
| T*(8,L)X*C20 | FC/MC/PC43C | 1.00 | 1.03 | 0.95 |
| T*9X*B12 | FC/MC/PC43B | 1.00 | 1.03 | 0.95 |
| T*9X*C16 | FC/MC/PC43C | 1.00 | 1.03 | 0.95 |
| T*9X*C20 | FC/MC/PC43C | 1.00 | 1.01 | 0.95 |
| T*(8,L)X*C16 | FC/MC/PC48C | 1.00 | 1.00 | 0.95 |
| T*(8,L)X*C20 | FC/MC/PC48C | 1.00 | 1.02 | 0.95 |
| T*9X*C16 | FC/MC/PC48C | 1.00 | 1.02 | 0.95 |
| T*9X*C20 | FC/MC/PC48C | 1.00 | 1.00 | 0.95 |
| T*9X*D20 | FC/MC/PC48D | 1.00 | 1.00 | 0.95 |
| T*(8,L)X*C16 | UC48C | 1.00 | 1.01 | 0.95 |
| T*(8,L)X*C20 | UC48C | 1.00 | 1.03 | 0.95 |
| T*9X*C16 | UC48C | 1.00 | 1.03 | 0.95 |
| T*9X*C20 | UC48C | 1.00 | 1.01 | 0.95 |
| T*9X*D20 | UC48D | 1.00 | 1.01 | 0.95 |
| (T*(8,L)C/T*8V)*B12 | FC/MC/PC43B | 1.00 | 1.02 | 1.00 |
| (T*(8,L)C/T*8V)*C16 | FC/MC/PC43C | 1.00 | 1.01 | 0.95 |
| (T*(8,L)C/T*8V)*C20 | FC/MC/PC43C | 1.00 | 1.01 | 0.95 |
| (T*9C/T*9V)*B12 | FC/MC/PC43B | 1.00 | 1.01 | 1.00 |
| (T*9C/T*9V)*C16 | FC/MC/PC43C | 1.00 | 1.02 | 0.95 |
| (T*9C/T*9V)*C20 | FC/MC/PC43C | 1.00 | 1.01 | 0.95 |
| (T*(8,L)C/T*8V)*A12 | FC/MC/PC37A | 1.00 | 0.99 | 1.00 |
| (T*(8,L)C/T*8V)*C16 | FC/MC/PC48C | 1.00 | 1.00 | 0.95 |
| (T*(8,L)C/T*8V)*C20 | FC/MC/PC48C | 1.00 | 1.00 | 0.95 |
| (T*9C/T*9V)*C16 | FC/MC/PC48C | 1.00 | 1.00 | 0.95 |
| (T*9C/T*9V)*C20 | FC/MC/PC48C | 1.00 | 1.04 | 0.95 |
| (T*9C/T*9V)*D20 | FC/MC/PC48D | 1.00 | 1.00 | 0.95 |
| (T*(8,L)C/T*8V)*C16 | UC48C | 1.00 | 1.01 | 0.95 |
| (T*(8,L)C/T*8V)*C20 | UC48C | 1.00 | 1.01 | 0.95 |
| (T*9C/T*9V)*C16 | UC48C | 1.00 | 1.01 | 0.95 |
| (T*9C/T*9V)*C20 | UC48C | 1.00 | 1.05 | 0.95 |
| (T*9C/T*9V)*D20 | UC48D | 1.00 | 1.01 | 0.95 |

| COOLING PERFORMANCE DATA | | | | | | | | | | | | | | | | |
|--|-------------------|--------------------|------|------|------|------|-------------|------|------|------|------|-------------|------|------|------|------|
| CONDENSING UNIT MODEL NO. | | GHGD42S41S4 | | | | | | | | | | | | | | |
| INDOOR COIL MODEL NO. | | AHP48 | | | | | | | | | | | | | | |
| CONDENSING ENTERING AIR TEMPERATURE | IDCFM | 1200 | | | | | 1400 | | | | | 1600 | | | | |
| | ID DB (°F) | 80 | 80 | 75 | 80 | 80 | 80 | 80 | 75 | 80 | 80 | 80 | 80 | 75 | 80 | 80 |
| | ID WB (°F) | 57 | 62 | 62 | 67 | 72 | 57 | 62 | 62 | 67 | 72 | 57 | 62 | 62 | 67 | 72 |
| 65 | T.C. | 42.5 | 44.2 | 45.0 | 49.4 | 52.7 | 44.4 | 45.8 | 46.4 | 50.5 | 53.5 | 46.4 | 47.4 | 47.7 | 51.5 | 54.4 |
| | S.C. | 42.5 | 38.4 | 32.9 | 32.8 | 26.7 | 44.4 | 42.2 | 35.3 | 34.7 | 27.6 | 46.4 | 46.0 | 37.6 | 36.7 | 28.6 |
| | KW | 2.7 | 2.8 | 2.8 | 2.8 | 2.9 | 2.8 | 2.8 | 2.9 | 2.9 | 2.9 | 2.9 | 2.9 | 2.9 | 3.0 | 3.0 |
| 75 | T.C. | 39.9 | 40.7 | 41.7 | 46.3 | 49.8 | 41.8 | 42.3 | 42.9 | 47.2 | 50.6 | 43.7 | 43.9 | 44.1 | 48.1 | 51.3 |
| | S.C. | 39.9 | 36.8 | 31.4 | 31.4 | 25.4 | 41.8 | 40.0 | 33.7 | 33.3 | 26.4 | 43.7 | 43.2 | 36.0 | 35.3 | 27.4 |
| | KW | 2.9 | 2.9 | 2.9 | 3.0 | 3.1 | 3.0 | 3.0 | 3.0 | 3.1 | 3.1 | 3.1 | 3.1 | 3.1 | 3.2 | 3.2 |
| 85 | T.C. | 37.4 | 37.3 | 38.4 | 43.2 | 47.0 | 39.2 | 38.8 | 39.5 | 44.0 | 47.6 | 41.0 | 40.4 | 40.6 | 44.8 | 48.3 |
| | S.C. | 37.4 | 35.1 | 29.8 | 29.9 | 24.1 | 39.2 | 37.8 | 32.1 | 32.0 | 25.1 | 41.0 | 40.4 | 34.4 | 34.0 | 26.1 |
| | KW | 3.1 | 3.1 | 3.1 | 3.2 | 3.3 | 3.2 | 3.2 | 3.2 | 3.3 | 3.3 | 3.3 | 3.3 | 3.3 | 3.4 | 3.4 |
| 95 | T.C. | 34.8 | 33.9 | 35.0 | 40.1 | 44.1 | 36.6 | 35.4 | 36.0 | 40.7 | 44.7 | 38.3 | 36.8 | 37.0 | 41.4 | 45.3 |
| | S.C. | 34.8 | 33.4 | 28.3 | 28.5 | 22.8 | 36.6 | 35.4 | 30.6 | 30.6 | 23.8 | 38.3 | 36.8 | 32.8 | 32.6 | 24.8 |
| | KW | 3.3 | 3.3 | 3.3 | 3.4 | 3.5 | 3.4 | 3.4 | 3.4 | 3.5 | 3.5 | 3.5 | 3.5 | 3.5 | 3.6 | 3.6 |
| 105 | T.C. | 31.6 | 31.2 | 30.9 | 36.1 | 40.5 | 33.4 | 32.8 | 31.7 | 37.1 | 41.2 | 35.3 | 34.5 | 32.6 | 38.0 | 42.0 |
| | S.C. | 31.6 | 31.2 | 26.5 | 26.9 | 21.3 | 33.4 | 32.8 | 28.6 | 29.1 | 22.4 | 35.3 | 34.5 | 30.8 | 31.3 | 23.6 |
| | KW | 3.5 | 3.5 | 3.5 | 3.6 | 3.7 | 3.6 | 3.6 | 3.6 | 3.7 | 3.8 | 3.8 | 3.7 | 3.7 | 3.8 | 3.9 |
| 115 | T.C. | 28.3 | 28.5 | 26.7 | 32.1 | 36.9 | 30.3 | 30.3 | 27.4 | 33.4 | 37.8 | 32.2 | 32.1 | 28.1 | 34.7 | 38.6 |
| | S.C. | 28.3 | 28.5 | 24.6 | 25.3 | 19.7 | 30.3 | 30.3 | 26.7 | 27.6 | 21.0 | 32.2 | 32.1 | 28.1 | 29.9 | 22.4 |
| | KW | 3.7 | 3.7 | 3.6 | 3.8 | 3.9 | 3.8 | 3.8 | 3.7 | 3.9 | 4.0 | 4.0 | 4.0 | 3.8 | 4.0 | 4.1 |
| 125 | T.C. | 25.1 | 25.8 | 22.6 | 28.1 | 33.3 | 27.1 | 27.8 | 23.1 | 29.7 | 34.3 | 29.1 | 29.7 | 23.7 | 31.3 | 35.3 |
| | S.C. | 25.1 | 25.8 | 22.6 | 23.6 | 18.1 | 27.1 | 27.8 | 23.1 | 26.1 | 19.6 | 29.1 | 29.7 | 23.7 | 28.6 | 21.2 |
| | KW | 3.9 | 3.9 | 3.8 | 4.0 | 4.2 | 4.0 | 4.0 | 3.9 | 4.1 | 4.3 | 4.2 | 4.2 | 4.0 | 4.2 | 4.4 |

NOTE: ALL CAPACITIES INCLUDE INDOOR FAN HEAT AT 1250 BTUH/1000 CFM.

Multipliers for determining the performance with other indoor sections.

NOTE: For dry bulb temperatures different than those listed (between 73-87 F), sensible capacity increases by 1060 BTUH per 1000 CFM per degree above the listed temperature and decreases by 1060 BTUH per 1000 CFM per degree below the listed temperature.

| Air Handlers | Coils | T.C. | S.C. | KW |
|---------------------|--------------|-------------|-------------|-----------|
| - | FC/MC/PC60 | 1.00 | 1.03 | 1.05 |
| - | HD60 | 1.00 | 1.01 | 1.05 |
| - | UC60 | 0.99 | 1.00 | 1.04 |
| AHP48 | - | 1.00 | 1.00 | 1.05 |
| AHP60 | - | 1.02 | 1.05 | 0.95 |
| AHX42 | - | 0.99 | 1.05 | 0.95 |
| AHX48 | - | 1.02 | 1.06 | 0.99 |
| AV*48 | - | 1.02 | 1.05 | 0.99 |
| AV*60 | - | 1.02 | 1.05 | 0.99 |
| F4FP045 | - | 1.00 | 1.03 | 1.05 |
| F4FV060 | - | 0.99 | 1.04 | 0.95 |
| F4FV060 | - | 0.99 | 0.99 | 0.98 |
| F5FP048 | - | 1.01 | 1.05 | 0.97 |
| F5FP060 | - | 1.02 | 1.07 | 0.99 |
| F6FP042 | - | 0.99 | 1.06 | 0.99 |
| F6FP048 | - | 1.02 | 1.05 | 0.99 |
| MV16C | FC/MC48C | 1.02 | 1.02 | 0.95 |
| MV16C | FC/MC60C | 1.01 | 1.05 | 0.97 |
| MV20D | FC/MC48D | 1.03 | 1.04 | 0.93 |
| MV20D | FC/MC60D | 1.02 | 1.05 | 0.99 |
| MA16C | FC/MC60C | 1.00 | 1.03 | 1.05 |

| Furnaces | Coils | T.C. | S.C. | KW |
|-----------------|--------------|-------------|-------------|-----------|
| T*(8,L)X*C16 | FC/MC/PC48C | 1.02 | 1.02 | 0.92 |
| T*(8,L)X*C20 | FC/MC/PC48C | 1.03 | 1.05 | 0.94 |
| T*9X*C16 | FC/MC/PC48C | 1.02 | 1.03 | 0.95 |
| T*9X*C20 | FC/MC/PC48C | 1.02 | 1.03 | 0.94 |
| T*9X*D20 | FC/MC/PC48D | 1.02 | 1.04 | 0.94 |
| T*(8,L)X*C16 | FC/PC60C | 1.02 | 1.05 | 0.99 |
| T*(8,L)X*C20 | FC/PC60C | 1.02 | 1.08 | 0.99 |
| T*9X*C16 | FC/PC60C | 1.02 | 1.07 | 0.99 |
| T*9X*C20 | FC/PC60C | 1.02 | 1.07 | 0.99 |

| Furnaces | Coils | T.C. | S.C. | KW |
|---------------------|--------------|-------------|-------------|-----------|
| T*9X*D20 | FC/MC/PC60D | 1.02 | 1.08 | 0.99 |
| T*(8,L)X*C16 | HD60 | 1.01 | 1.04 | 0.97 |
| T*(8,L)X*C20 | HD60 | 1.02 | 1.05 | 0.99 |
| T*9X*C16 | HD60 | 1.01 | 1.03 | 0.97 |
| T*9X*C20 | HD60 | 1.02 | 1.03 | 0.99 |
| T*9X*D20 | HD60 | 1.02 | 1.03 | 0.99 |
| T*(8,L)X*C16 | UC60C | 1.01 | 1.02 | 0.97 |
| T*(8,L)X*C20 | UC60C | 1.01 | 1.06 | 0.97 |
| T*9X*C16 | UC60C | 1.00 | 1.01 | 1.00 |
| T*9X*C20 | UC60C | 1.01 | 1.02 | 0.97 |
| T*9X*D20 | UC60D | 1.02 | 1.07 | 0.99 |
| (T*(8,L)C/T*8V)*C16 | FC/MC/PC48C | 1.02 | 1.03 | 0.96 |
| (T*(8,L)C/T*8V)*C20 | FC/MC/PC48C | 1.02 | 1.02 | 0.95 |
| (T*9C/T*9V)*C16 | FC/MC/PC48C | 1.01 | 1.01 | 0.97 |
| (T*9C/T*9V)*C20 | FC/MC/PC48C | 1.01 | 1.02 | 0.97 |
| (T*9C/T*9V)*D20 | FC/MC/PC48D | 1.02 | 1.03 | 0.96 |
| (T*(8,L)C/T*8V)*C16 | FC/PC60C | 0.99 | 0.97 | 0.98 |
| (T*(8,L)C/T*8V)*C20 | FC/PC60C | 0.99 | 0.98 | 0.98 |
| (T*9C/T*9V)*C16 | FC/PC60C | 1.00 | 1.03 | 1.00 |
| (T*9C/T*9V)*C20 | FC/PC60C | 1.01 | 1.03 | 1.02 |
| (T*9C/T*9V)*D20 | FC/MC/PC60D | 1.01 | 1.04 | 1.02 |
| (T*(8,L)C/T*8V)*C16 | HD60 | 1.01 | 1.03 | 0.97 |
| (T*(8,L)C/T*8V)*C20 | HD60 | 1.01 | 1.03 | 0.97 |
| (T*9C/T*9V)*C16 | HD60 | 1.00 | 1.02 | 1.00 |
| (T*9C/T*9V)*C20 | HD60 | 1.01 | 1.03 | 1.02 |
| (T*9C/T*9V)*D20 | HD60 | 1.01 | 1.03 | 1.02 |
| (T*(8,L)C/T*8V)*C16 | UC60C | 1.00 | 1.01 | 1.00 |
| (T*(8,L)C/T*8V)*C20 | UC60C | 1.00 | 1.01 | 0.96 |
| (T*9C/T*9V)*C16 | UC60C | 0.99 | 1.00 | 0.99 |
| (T*9C/T*9V)*C20 | UC60C | 1.00 | 1.01 | 1.00 |
| (T*9C/T*9V)*D20 | UC60D | 1.00 | 1.01 | 1.00 |

| COOLING PERFORMANCE DATA | | | | | | | | | | | | | | | | |
|--|-------------------|--------------------|------|------|------|------|-------------|------|------|------|------|-------------|------|------|------|------|
| CONDENSING UNIT MODEL NO. | | GHGD48S41S4 | | | | | | | | | | | | | | |
| INDOOR COIL MODEL NO. | | AHP48 | | | | | | | | | | | | | | |
| CONDENSING ENTERING AIR TEMPERATURE | IDCFM | 1510 | | | | | 1710 | | | | | 1910 | | | | |
| | ID DB (°F) | 80 | 80 | 75 | 80 | 80 | 80 | 80 | 75 | 80 | 80 | 80 | 80 | 75 | 80 | 80 |
| | ID WB (°F) | 57 | 62 | 62 | 67 | 72 | 57 | 62 | 62 | 67 | 72 | 57 | 62 | 62 | 67 | 72 |
| 65 | T.C. | 47.6 | 50.1 | 49.8 | 54.1 | 60.7 | 49.4 | 50.8 | 51.0 | 55.8 | 61.9 | 51.2 | 51.5 | 52.2 | 57.5 | 63.1 |
| | S.C. | 47.6 | 44.7 | 37.8 | 37.0 | 30.4 | 49.4 | 48.3 | 39.9 | 39.3 | 31.5 | 51.2 | 51.5 | 42.0 | 41.6 | 32.6 |
| | KW | 2.9 | 2.9 | 2.9 | 3.0 | 3.0 | 3.0 | 3.0 | 3.0 | 3.0 | 3.1 | 3.1 | 3.1 | 3.1 | 3.1 | 3.2 |
| 75 | T.C. | 45.1 | 46.6 | 46.5 | 50.8 | 56.9 | 46.7 | 47.2 | 47.5 | 52.2 | 58.0 | 48.4 | 47.9 | 48.5 | 53.6 | 59.0 |
| | S.C. | 45.1 | 43.1 | 36.2 | 35.6 | 28.9 | 46.7 | 45.8 | 38.3 | 37.8 | 30.0 | 48.4 | 47.9 | 40.3 | 40.0 | 31.1 |
| | KW | 3.2 | 3.2 | 3.2 | 3.2 | 3.3 | 3.2 | 3.2 | 3.2 | 3.3 | 3.3 | 3.3 | 3.3 | 3.3 | 3.4 | 3.4 |
| 85 | T.C. | 42.5 | 43.1 | 43.2 | 47.5 | 53.2 | 44.1 | 43.7 | 44.0 | 48.6 | 54.1 | 45.6 | 44.3 | 44.7 | 49.7 | 55.0 |
| | S.C. | 42.5 | 41.5 | 34.7 | 34.2 | 27.3 | 44.1 | 43.3 | 36.7 | 36.2 | 28.4 | 45.6 | 44.3 | 38.7 | 38.3 | 29.6 |
| | KW | 3.4 | 3.4 | 3.4 | 3.5 | 3.5 | 3.5 | 3.5 | 3.5 | 3.5 | 3.6 | 3.6 | 3.6 | 3.6 | 3.6 | 3.7 |
| 95 | T.C. | 40.0 | 39.6 | 39.9 | 44.2 | 49.4 | 41.4 | 40.2 | 40.4 | 45.0 | 50.2 | 42.8 | 40.7 | 41.0 | 45.8 | 51.0 |
| | S.C. | 40.0 | 39.6 | 33.1 | 32.7 | 25.8 | 41.4 | 40.2 | 35.0 | 34.7 | 26.9 | 42.8 | 40.7 | 37.0 | 36.6 | 28.0 |
| | KW | 3.6 | 3.6 | 3.6 | 3.7 | 3.8 | 3.7 | 3.7 | 3.7 | 3.8 | 3.9 | 3.8 | 3.8 | 3.8 | 3.9 | 4.0 |
| 105 | T.C. | 37.2 | 37.1 | 36.3 | 40.6 | 45.3 | 38.5 | 37.8 | 36.8 | 41.1 | 45.9 | 39.7 | 38.6 | 37.2 | 41.7 | 46.6 |
| | S.C. | 37.2 | 37.1 | 31.6 | 31.3 | 24.2 | 38.5 | 37.8 | 33.5 | 33.2 | 25.2 | 39.7 | 38.6 | 35.4 | 35.1 | 26.3 |
| | KW | 3.9 | 3.9 | 3.9 | 4.0 | 4.1 | 4.0 | 4.0 | 3.9 | 4.0 | 4.2 | 4.1 | 4.1 | 4.0 | 4.1 | 4.2 |
| 115 | T.C. | 34.5 | 34.5 | 32.8 | 36.9 | 41.1 | 35.5 | 35.5 | 33.1 | 37.2 | 41.6 | 36.6 | 36.4 | 33.5 | 37.6 | 42.1 |
| | S.C. | 34.5 | 34.5 | 30.0 | 29.8 | 22.5 | 35.5 | 35.5 | 31.9 | 31.7 | 23.6 | 36.6 | 36.4 | 33.5 | 33.5 | 24.6 |
| | KW | 4.1 | 4.1 | 4.1 | 4.2 | 4.3 | 4.2 | 4.2 | 4.2 | 4.3 | 4.4 | 4.4 | 4.4 | 4.3 | 4.4 | 4.5 |
| 125 | T.C. | 31.7 | 31.9 | 29.3 | 33.2 | 37.0 | 32.6 | 33.1 | 29.5 | 33.3 | 37.3 | 33.5 | 34.2 | 29.7 | 33.4 | 37.7 |
| | S.C. | 31.7 | 31.9 | 28.5 | 28.3 | 20.9 | 32.6 | 33.1 | 29.5 | 30.1 | 21.9 | 33.5 | 34.2 | 29.7 | 31.9 | 22.9 |
| | KW | 4.4 | 4.4 | 4.3 | 4.5 | 4.6 | 4.5 | 4.5 | 4.4 | 4.5 | 4.7 | 4.6 | 4.6 | 4.5 | 4.6 | 4.8 |

NOTE: ALL CAPACITIES INCLUDE INDOOR FAN HEAT AT 1250 BTUH/1000 CFM.

Multipliers for determining the performance with other indoor sections.

NOTE: For dry bulb temperatures different than those listed (between 73-87 F), sensible capacity increases by 1060 BTUH per 1000 CFM per degree above the listed temperature and decreases by 1060 BTUH per 1000 CFM per degree below the listed temperature.

| Air Handlers | Coils | T.C. | S.C. | KW |
|---------------------|--------------|-------------|-------------|-----------|
| - | FC/MC/PC60 | 0.98 | 0.97 | 1.05 |
| - | FC/MC62 | 0.99 | 0.98 | 1.07 |
| - | UC60 | 0.98 | 0.95 | 1.05 |
| AHP48 | - | 1.00 | 1.00 | 1.08 |
| AHP60 | - | 0.99 | 0.98 | 0.98 |
| AHX48 | - | 1.01 | 1.01 | 1.00 |
| AHX60 | - | 1.01 | 0.99 | 1.00 |
| AV*48 | - | 1.00 | 0.99 | 0.99 |
| AV*60 | - | 1.00 | 1.00 | 0.99 |
| F4FV060 | - | 1.00 | 0.99 | 0.94 |
| F5FP060 | - | 0.99 | 0.99 | 0.98 |
| F6FP048 | - | 1.00 | 0.99 | 0.99 |
| F6FP060 | - | 1.01 | 0.99 | 1.00 |
| MV16C | FC/PC60C | 0.98 | 0.97 | 1.01 |
| MV20D | FC/MC60D | 0.99 | 0.98 | 0.98 |
| MV20D | FC/MC62D | 1.01 | 0.99 | 1.00 |
| MA16C | FC/MC60C | 0.98 | 0.97 | 1.05 |

| Furnaces | Coils | T.C. | S.C. | KW |
|-----------------|--------------|-------------|-------------|-----------|
| T*(8,L)X*C16 | FC/PC60C | 0.99 | 0.98 | 0.98 |
| T*(8,L)X*C20 | FC/PC60C | 0.99 | 0.98 | 0.98 |
| T*9X*C16 | FC/PC60C | 0.99 | 0.98 | 0.98 |
| T*9X*C20 | FC/PC60C | 0.99 | 0.98 | 0.98 |
| T*9X*D20 | FC/MC/PC60D | 1.01 | 0.97 | 1.00 |
| T*(8,L)X*C16 | FC/MC62D | 1.00 | 0.99 | 0.99 |

| Furnaces | Coils | T.C. | S.C. | KW |
|---------------------|--------------|-------------|-------------|-----------|
| T*(8,L)X*C20 | FC/MC62D | 1.01 | 0.99 | 1.00 |
| T*9X*C16 | FC/MC62D | 1.00 | 0.99 | 0.99 |
| T*9X*C20 | FC/MC62D | 1.00 | 0.99 | 0.99 |
| T*9X*D20 | FC/MC62D | 1.00 | 0.99 | 0.99 |
| T*(8,L)X*C16 | UC60C | 0.99 | 0.96 | 0.98 |
| T*(8,L)X*C20 | UC60C | 1.00 | 0.97 | 0.99 |
| T*9X*C16 | UC60C | 0.99 | 0.96 | 0.98 |
| T*9X*C20 | UC60C | 0.99 | 0.96 | 0.98 |
| T*9X*D20 | UC60D | 0.99 | 0.95 | 0.98 |
| (T*(8,L)C/T*8V)*C16 | FC/PC60C | 0.98 | 0.97 | 0.97 |
| (T*(8,L)C/T*8V)*C20 | FC/PC60C | 0.98 | 0.97 | 0.96 |
| (T*9C/T*9V)*C16 | FC/PC60C | 0.98 | 0.97 | 0.97 |
| (T*9C/T*9V)*C20 | FC/PC60C | 0.98 | 0.97 | 0.97 |
| (T*9C/T*9V)*D20 | FC/MC/PC60D | 0.99 | 0.97 | 0.98 |
| (T*(8,L)C/T*8V)*C16 | FC/MC62D | 1.00 | 0.99 | 0.99 |
| (T*(8,L)C/T*8V)*C20 | FC/MC62D | 1.00 | 0.99 | 0.99 |
| (T*9C/T*9V)*C16 | FC/MC62D | 1.00 | 0.98 | 0.99 |
| (T*9C/T*9V)*C20 | FC/MC62D | 0.99 | 0.98 | 0.98 |
| (T*9C/T*9V)*D20 | FC/MC62D | 1.00 | 0.98 | 0.99 |
| (T*(8,L)C/T*8V)*C16 | UC60C | 0.98 | 0.95 | 0.97 |
| (T*(8,L)C/T*8V)*C20 | UC60C | 0.99 | 0.96 | 0.98 |
| (T*9C/T*9V)*C16 | UC60C | 0.98 | 0.95 | 0.97 |
| (T*9C/T*9V)*C20 | UC60C | 0.98 | 0.95 | 1.01 |
| (T*9C/T*9V)*D20 | UC60D | 0.98 | 0.95 | 0.97 |

| COOLING PERFORMANCE DATA | | | | | | | | | | | | | | | | |
|--|-------------------|--------------------|------|------|------|------|-------------|------|------|------|------|-------------|------|------|------|------|
| CONDENSING UNIT MODEL NO. | | GHGD60S41S4 | | | | | | | | | | | | | | |
| INDOOR COIL MODEL NO. | | AHX60 | | | | | | | | | | | | | | |
| CONDENSING ENTERING AIR TEMPERATURE | IDCFM | 1630 | | | | | 1830 | | | | | 2030 | | | | |
| | | ID DB (°F) | 80 | 80 | 75 | 80 | 80 | 80 | 80 | 75 | 80 | 80 | 80 | 80 | 75 | 80 |
| | ID WB (°F) | 57 | 62 | 62 | 67 | 72 | 57 | 62 | 62 | 67 | 72 | 57 | 62 | 62 | 67 | 72 |
| 65 | T.C. | 54.6 | 57.9 | 58.1 | 63.9 | 69.9 | 56.8 | 59.2 | 59.2 | 65.2 | 71.2 | 58.9 | 60.5 | 60.3 | 66.5 | 72.6 |
| | S.C. | 54.4 | 49.3 | 42.2 | 42.0 | 34.7 | 56.5 | 52.5 | 44.2 | 43.9 | 35.7 | 58.6 | 55.7 | 46.2 | 45.9 | 36.8 |
| | KW | 3.2 | 3.2 | 3.3 | 3.3 | 3.4 | 3.3 | 3.3 | 3.3 | 3.4 | 3.4 | 3.4 | 3.4 | 3.4 | 3.5 | 3.5 |
| 75 | T.C. | 52.6 | 55.0 | 55.3 | 60.7 | 66.5 | 54.5 | 56.1 | 56.2 | 61.9 | 67.6 | 56.4 | 57.2 | 57.1 | 63.1 | 68.8 |
| | S.C. | 52.3 | 48.2 | 40.9 | 40.6 | 33.1 | 54.2 | 51.0 | 42.9 | 42.6 | 34.2 | 56.1 | 53.9 | 44.9 | 44.6 | 35.2 |
| | KW | 3.6 | 3.6 | 3.6 | 3.7 | 3.7 | 3.7 | 3.7 | 3.7 | 3.8 | 3.8 | 3.8 | 3.8 | 3.8 | 3.9 | 3.9 |
| 85 | T.C. | 50.5 | 52.2 | 52.4 | 57.5 | 63.1 | 52.2 | 53.0 | 53.2 | 58.6 | 64.0 | 53.8 | 53.9 | 53.9 | 59.7 | 65.0 |
| | S.C. | 50.3 | 47.0 | 39.7 | 39.3 | 31.6 | 51.9 | 49.6 | 41.7 | 41.3 | 32.7 | 53.6 | 52.1 | 43.6 | 43.3 | 33.7 |
| | KW | 4.0 | 4.0 | 4.0 | 4.1 | 4.1 | 4.1 | 4.1 | 4.1 | 4.2 | 4.2 | 4.2 | 4.2 | 4.2 | 4.2 | 4.3 |
| 95 | T.C. | 48.5 | 49.3 | 49.5 | 54.3 | 59.7 | 49.9 | 49.9 | 50.2 | 55.3 | 60.4 | 51.3 | 50.5 | 50.8 | 56.3 | 61.2 |
| | S.C. | 48.2 | 45.9 | 38.5 | 38.0 | 30.1 | 49.6 | 48.1 | 40.4 | 40.0 | 31.1 | 51.0 | 50.3 | 42.3 | 42.0 | 32.2 |
| | KW | 4.4 | 4.4 | 4.4 | 4.5 | 4.5 | 4.5 | 4.5 | 4.5 | 4.5 | 4.6 | 4.6 | 4.6 | 4.6 | 4.6 | 4.7 |
| 105 | T.C. | 45.8 | 45.9 | 46.0 | 50.6 | 55.7 | 47.1 | 47.0 | 46.5 | 51.4 | 56.4 | 48.5 | 48.1 | 47.1 | 52.1 | 57.0 |
| | S.C. | 45.6 | 44.1 | 37.0 | 36.5 | 28.6 | 46.9 | 45.9 | 38.9 | 38.5 | 29.6 | 48.2 | 47.8 | 40.9 | 40.4 | 30.7 |
| | KW | 4.9 | 4.9 | 4.9 | 4.9 | 5.0 | 5.0 | 5.0 | 5.0 | 5.0 | 5.1 | 5.1 | 5.1 | 5.1 | 5.1 | 5.2 |
| 115 | T.C. | 43.2 | 42.5 | 42.4 | 46.9 | 51.7 | 44.4 | 44.0 | 42.9 | 47.4 | 52.3 | 45.7 | 45.6 | 43.4 | 48.0 | 52.9 |
| | S.C. | 43.0 | 42.3 | 35.5 | 35.1 | 27.0 | 44.2 | 43.8 | 37.4 | 37.0 | 28.1 | 45.5 | 45.4 | 39.4 | 38.9 | 29.2 |
| | KW | 5.4 | 5.4 | 5.4 | 5.4 | 5.5 | 5.5 | 5.5 | 5.4 | 5.5 | 5.6 | 5.6 | 5.5 | 5.5 | 5.6 | 5.6 |
| 125 | T.C. | 40.5 | 39.1 | 38.8 | 43.1 | 47.7 | 41.7 | 41.1 | 39.3 | 43.5 | 48.2 | 42.9 | 43.1 | 39.8 | 43.8 | 48.7 |
| | S.C. | 40.3 | 39.1 | 34.0 | 33.6 | 25.5 | 41.5 | 41.1 | 36.0 | 35.4 | 26.6 | 42.7 | 42.9 | 38.0 | 37.3 | 27.7 |
| | KW | 5.9 | 5.8 | 5.8 | 5.9 | 6.0 | 5.9 | 5.9 | 5.9 | 6.0 | 6.0 | 6.0 | 6.0 | 6.0 | 6.1 | 6.1 |

NOTE: ALL CAPACITIES INCLUDE INDOOR FAN HEAT AT 1250 BTUH/1000 CFM.

Multipliers for determining the performance with other indoor sections.

NOTE: For dry bulb temperatures different than those listed (between 73-87 F), sensible capacity increases by 1060 BTUH per 1000 CFM per degree above the listed temperature and decreases by 1060 BTUH per 1000 CFM per degree below the listed temperature.

| Air Handlers | Coils | T.C. | S.C. | KW |
|---------------------|--------------|-------------|-------------|-----------|
| – | FC/MC62 | 1.00 | 0.99 | 1.08 |
| – | FC64 | 1.02 | 1.02 | 1.10 |
| AHX60 | – | 1.00 | 1.00 | 1.03 |
| F6FP060 | – | 1.02 | 1.02 | 1.01 |
| MV20D | FC/MC62D | 1.01 | 1.00 | 1.04 |
| MV20D | FC64D | 1.02 | 1.02 | 1.01 |
| MA20D | FC/MC62D | 1.00 | 0.99 | 1.08 |
| MA20D | FC64D | 1.02 | 1.02 | 1.10 |

| Furnaces | Coils | T.C. | S.C. | KW |
|---------------------|--------------|-------------|-------------|-----------|
| T*(8,L)X*C20 | FC/MC62D | 1.00 | 0.98 | 0.99 |
| T*9X*C20 | FC/MC62D | 1.00 | 0.95 | 0.99 |
| T*9X*D20 | FC/MC62D | 1.00 | 0.96 | 0.99 |
| T*(8,L)X*C20 | FC64D | 1.02 | 1.00 | 1.01 |
| T*9X*C20 | FC64D | 1.02 | 0.98 | 1.01 |
| T*9X*D20 | FC64D | 1.02 | 0.99 | 1.01 |
| (T*(8,L)C/T*8V)*C20 | FC/MC62D | 0.99 | 0.95 | 0.98 |
| (T*9C/T*9V)*C20 | FC/MC62D | 0.99 | 0.95 | 1.02 |
| (T*9C/T*9V)*D20 | FC/MC62D | 0.99 | 0.95 | 1.02 |
| (T*(8,L)C/T*8V)*C20 | FC64D | 1.01 | 0.99 | 1.00 |
| (T*9C/T*9V)*C20 | FC64D | 1.01 | 0.99 | 1.04 |
| (T*9C/T*9V)*D20 | FC64D | 1.01 | 0.98 | 1.04 |

| HEATING PERFORMANCE DATA | | | | | | | | | | |
|---------------------------------------|--------------------------------------|-------------|-----|--------|-------|-----|--------|-------|-----|--------|
| CONDENSING UNIT MODEL NO | | GHGD18S41S3 | | | | | | | | |
| EVAPORATOR COIL MODEL NO | | AHP18 | | | | | | | | |
| AIR TEMP. ENTERING OUTDOOR UNIT | AIR TEMP. ENTERING INDOOR COIL | ID CFM | | | | | | | | |
| | | 450 | | | 600 | | | 750 | | |
| | | MBTUH | KW | C.O.P. | MBTUH | KW | C.O.P. | MBTUH | KW | C.O.P. |
| 60 | 60 | 21.1 | 4.1 | 1.3 | 22.2 | 4.5 | 1.2 | 23.3 | 4.9 | 1.1 |
| | 70 | 20.5 | 3.6 | 1.5 | 21.6 | 4.0 | 1.4 | 22.6 | 4.3 | 1.3 |
| | 80 | 19.9 | 3.2 | 1.6 | 20.9 | 3.5 | 1.5 | 21.9 | 3.9 | 1.4 |
| 47 | 60 | 18.6 | 3.8 | 1.3 | 19.2 | 4.0 | 1.2 | 19.8 | 4.2 | 1.1 |
| | 70 | 17.7 | 3.3 | 1.4 | 18.4 | 3.5 | 1.3 | 19.1 | 3.7 | 1.2 |
| | 80 | 16.8 | 2.8 | 1.6 | 17.6 | 3.1 | 1.5 | 18.4 | 3.3 | 1.4 |
| 40 | 60 | 16.7 | 3.4 | 1.3 | 17.3 | 3.6 | 1.2 | 17.9 | 3.8 | 1.1 |
| | 70 | 16.1 | 3.0 | 1.4 | 16.8 | 3.2 | 1.3 | 17.4 | 3.4 | 1.2 |
| | 80 | 15.6 | 2.7 | 1.5 | 16.3 | 2.9 | 1.4 | 17.0 | 3.1 | 1.3 |
| 30 | 60 | 14.6 | 3.1 | 1.2 | 15.1 | 3.2 | 1.2 | 15.5 | 3.4 | 1.1 |
| | 70 | 14.2 | 2.7 | 1.4 | 14.6 | 2.9 | 1.3 | 15.0 | 3.0 | 1.2 |
| | 80 | 13.7 | 2.4 | 1.5 | 14.1 | 2.5 | 1.4 | 14.4 | 2.6 | 1.3 |
| 17 | 60 | 11.7 | 2.6 | 1.2 | 12.0 | 2.6 | 1.1 | 12.3 | 2.7 | 1.1 |
| | 70 | 11.2 | 2.2 | 1.3 | 11.6 | 2.3 | 1.2 | 11.9 | 2.4 | 1.2 |
| | 80 | 10.8 | 2.0 | 1.5 | 11.1 | 2.0 | 1.4 | 11.5 | 2.1 | 1.3 |
| 10 | 60 | 10.1 | 2.3 | 1.1 | 10.3 | 2.3 | 1.1 | 10.4 | 2.3 | 1.0 |
| | 70 | 9.6 | 1.9 | 1.3 | 9.9 | 2.0 | 1.2 | 10.2 | 2.1 | 1.2 |
| | 80 | 9.1 | 1.7 | 1.4 | 9.5 | 1.8 | 1.4 | 9.9 | 1.9 | 1.3 |

NOTE: ALL CAPACITIES ARE NET (KBTUH) WITH INDOOR FAN HEAT ALREADY DEDUCTED AT 1250 BTUH/1000 CFM.

Multipliers for determining the performance with other indoor sections.

| Air Handlers | Coils | MBH | KW | COP |
|--------------|------------|------|------|------|
| - | FC/MC/PC18 | 1.00 | 1.00 | 1.00 |
| - | FC/MC/PC24 | 1.03 | 1.04 | 0.99 |
| - | HC18 | 1.00 | 1.00 | 1.00 |
| - | HD24 | 0.97 | 0.96 | 1.02 |
| AHX18 | - | 0.98 | 0.99 | 1.00 |
| AV*24 | - | 0.98 | 0.99 | 1.00 |
| F4FP024 | - | 1.01 | 1.01 | 1.00 |
| F6FP018 | - | 0.98 | 0.99 | 1.00 |
| F6FP024 | - | 0.98 | 0.99 | 1.00 |
| MA08B | FC/MC18B | 1.00 | 1.00 | 1.00 |
| MA08B | FC/MC24B | 1.03 | 1.04 | 0.99 |
| MV12B | FC/MC18B | 0.98 | 0.98 | 1.00 |
| MV12B | FC/MC24B | 1.00 | 1.02 | 0.99 |

| Furnaces | Coils | MBH | KW | COP |
|--------------|-------------|------|------|------|
| T*(8,L)X*A12 | FC/MC/PC18A | 0.97 | 1.06 | 0.92 |
| T*(8,L)X*B12 | FC/MC/PC18B | 0.97 | 1.06 | 0.92 |
| T*9X*B12 | FC/MC/PC18B | 0.97 | 1.06 | 0.92 |
| T*(8,L)X*A12 | FC/MC/PC24A | 0.99 | 1.10 | 0.90 |
| T*(8,L)X*B12 | FC/MC/PC24B | 0.99 | 1.10 | 0.90 |
| T*9X*B12 | FC/MC/PC24B | 0.99 | 1.10 | 0.90 |
| T*(8,L)X*A12 | FC/MC/PC30A | 0.99 | 1.10 | 0.90 |
| T*(8,L)X*B12 | FC/MC/PC30B | 0.99 | 1.10 | 0.90 |

| Furnaces | Coils | MBH | KW | COP |
|---------------------|-------------|------|------|------|
| T*9X*B12 | FC/MC/PC30B | 0.99 | 1.10 | 0.90 |
| (T*(8,L)C/T*8V)*A12 | FC/MC/PC18A | 0.98 | 1.07 | 0.92 |
| (T*(8,L)C/T*8V)*B12 | FC/MC/PC18B | 0.97 | 1.06 | 0.92 |
| (T*9C/T*9V)*B12 | FC/MC/PC18B | 0.98 | 1.07 | 0.92 |
| (T*(8,L)C/T*8V)*A12 | FC/MC/PC24A | 1.01 | 1.10 | 0.92 |
| (T*(8,L)C/T*8V)*B12 | FC/MC/PC24B | 0.99 | 1.10 | 0.90 |
| (T*9C/T*9V)*B12 | FC/MC/PC24B | 1.01 | 1.11 | 0.91 |
| (T*(8,L)C/T*8V)*A12 | FC/MC/PC30A | 1.01 | 1.10 | 0.92 |
| (T*(8,L)C/T*8V)*B12 | FC/MC/PC30B | 0.99 | 1.10 | 0.90 |
| (T*9C/T*9V)*B12 | FC/MC/PC30B | 1.01 | 1.11 | 0.91 |
| (T*(8,L)C/T*8V)*A12 | HC18 | 0.98 | 1.07 | 0.92 |
| (T*(8,L)C/T*8V)*A12 | HD24 | 0.98 | 1.06 | 0.93 |
| (T*(8,L)C/T*8V)*B12 | HD24 | 0.96 | 1.04 | 0.92 |
| (T*9C/T*9V)*B12 | HD24 | 0.98 | 1.07 | 0.92 |
| (T*(8,L)C/T*8V)*A12 | UC18A | 0.99 | 1.08 | 0.92 |
| (T*(8,L)C/T*8V)*B12 | UC18B | 0.98 | 1.07 | 0.92 |
| (T*9C/T*9V)*B12 | UC18B | 0.99 | 1.08 | 0.91 |
| (T*(8,L)C/T*8V)*A12 | UC24A | 1.02 | 1.11 | 0.91 |
| (T*(8,L)C/T*8V)*B12 | UC24B | 0.99 | 1.10 | 0.90 |
| (T*9C/T*9V)*B12 | UC24B | 1.01 | 1.12 | 0.91 |
| (T*(8,L)C/T*8V)*A12 | UC30A | 1.01 | 1.11 | 0.91 |
| (T*(8,L)C/T*8V)*B12 | UC30B | 0.99 | 1.10 | 0.90 |
| (T*9C/T*9V)*B12 | UC30B | 1.01 | 1.12 | 0.91 |

| HEATING PERFORMANCE DATA | | | | | | | | | | |
|---------------------------------------|--------------------------------------|-------------|-----|--------|-------|-----|--------|-------|-----|--------|
| CONDENSING UNIT MODEL NO | | GHGD24S41S4 | | | | | | | | |
| EVAPORATOR COIL MODEL NO | | AHP30 | | | | | | | | |
| AIR TEMP. ENTERING OUTDOOR UNIT | AIR TEMP. ENTERING INDOOR COIL | ID CFM | | | | | | | | |
| | | 600 | | | 800 | | | 1000 | | |
| | | MBTUH | KW | C.O.P. | MBTUH | KW | C.O.P. | MBTUH | KW | C.O.P. |
| 60 | 60 | 27.2 | 3.7 | 1.9 | 26.5 | 3.6 | 1.8 | 25.7 | 3.6 | 1.7 |
| | 70 | 26.4 | 3.5 | 2.0 | 25.9 | 3.4 | 1.9 | 25.4 | 3.4 | 1.8 |
| | 80 | 25.6 | 3.2 | 2.1 | 25.3 | 3.2 | 2.0 | 25.0 | 3.2 | 1.9 |
| 47 | 60 | 24.0 | 3.5 | 1.8 | 23.6 | 3.5 | 1.7 | 23.2 | 3.4 | 1.6 |
| | 70 | 22.9 | 3.3 | 1.8 | 23.1 | 3.3 | 1.8 | 23.2 | 3.3 | 1.7 |
| | 80 | 21.9 | 3.0 | 1.9 | 22.5 | 3.1 | 1.8 | 23.2 | 3.1 | 1.8 |
| 40 | 60 | 22.2 | 3.4 | 1.7 | 21.9 | 3.3 | 1.6 | 21.5 | 3.3 | 1.6 |
| | 70 | 21.1 | 3.2 | 1.7 | 21.1 | 3.1 | 1.7 | 21.2 | 3.1 | 1.6 |
| | 80 | 19.9 | 2.9 | 1.8 | 20.4 | 2.9 | 1.7 | 20.9 | 3.0 | 1.7 |
| 30 | 60 | 18.3 | 3.0 | 1.5 | 18.8 | 3.1 | 1.5 | 19.3 | 3.1 | 1.5 |
| | 70 | 17.1 | 2.8 | 1.6 | 17.9 | 2.8 | 1.6 | 18.7 | 2.9 | 1.5 |
| | 80 | 15.8 | 2.5 | 1.6 | 16.9 | 2.6 | 1.6 | 18.0 | 2.7 | 1.6 |
| 17 | 60 | 13.3 | 2.4 | 1.4 | 13.4 | 2.3 | 1.4 | 13.5 | 2.2 | 1.5 |
| | 70 | 12.4 | 2.2 | 1.4 | 12.9 | 2.2 | 1.4 | 13.4 | 2.2 | 1.5 |
| | 80 | 11.6 | 2.0 | 1.5 | 12.5 | 2.1 | 1.5 | 13.4 | 2.2 | 1.5 |
| 10 | 60 | 11.9 | 2.2 | 1.4 | 10.4 | 1.9 | 1.3 | 8.9 | 1.6 | 1.3 |
| | 70 | 10.3 | 1.9 | 1.4 | 10.0 | 1.8 | 1.4 | 9.6 | 1.7 | 1.3 |
| | 80 | 8.7 | 1.6 | 1.4 | 9.6 | 1.7 | 1.4 | 10.4 | 1.7 | 1.4 |

NOTE: ALL CAPACITIES ARE NET (KBTUH) WITH INDOOR FAN HEAT ALREADY DEDUCTED AT 1250 BTUH/1000 CFM.

Multipliers for determining the performance with other indoor sections.

| Air Handlers | Coils | MBH | KW | COP |
|--------------|------------|------|------|------|
| - | FC/MC/PC32 | 1.00 | 1.00 | 1.00 |
| - | FC/MC/PC35 | 0.99 | 0.99 | 1.00 |
| - | FC/MC/PC37 | 1.00 | 1.02 | 0.98 |
| - | FC/MC/PC43 | 1.00 | 1.02 | 0.98 |
| AHP30 | - | 1.00 | 1.00 | 1.00 |
| AHX30 | - | 1.00 | 1.08 | 0.93 |
| AHX36 | - | 1.00 | 1.08 | 0.93 |
| AV*36 | - | 0.97 | 1.08 | 0.89 |
| F4FP040 | - | 1.00 | 1.00 | 1.00 |
| F6FP030 | - | 0.99 | 1.06 | 0.94 |
| F6FP036 | - | 0.98 | 1.07 | 0.92 |
| MV12B | FC/MC35B | 0.97 | 1.06 | 0.91 |
| MV12B | FC/MC43B | 0.99 | 1.09 | 0.91 |
| MA12B | FC/MC35B | 0.99 | 0.99 | 1.00 |
| MA12B | FC/MC43B | 1.00 | 1.02 | 0.98 |

| Furnaces | Coils | MBH | KW | COP |
|---------------------|-------------|------|------|------|
| T*(8,L)X*A12 | FC/MC/PC32A | 0.97 | 1.08 | 0.89 |
| T*(8,L)X*B12 | FC/MC/PC35B | 0.98 | 1.10 | 0.89 |
| T*(8,L)X*C16 | FC/MC/PC35C | 0.98 | 1.10 | 0.89 |
| T*(8,L)X*C20 | FC/MC/PC35C | 0.98 | 1.08 | 0.91 |
| T*9X*B12 | FC/MC/PC35B | 0.96 | 1.07 | 0.90 |
| T*9X*C16 | FC/MC/PC35C | 0.96 | 1.06 | 0.90 |
| T*9X*C20 | FC/MC/PC35C | 0.98 | 1.09 | 0.90 |
| T*(8,L)X*A12 | FC/MC/PC37A | 0.99 | 1.13 | 0.88 |
| T*(8,L)X*B12 | FC/MC/PC43B | 0.99 | 1.13 | 0.88 |
| T*(8,L)X*C16 | FC/MC/PC43C | 0.99 | 1.12 | 0.89 |
| T*(8,L)X*C20 | FC/MC/PC43C | 0.98 | 1.10 | 0.89 |
| T*9X*B12 | FC/MC/PC43B | 0.98 | 1.11 | 0.89 |
| T*9X*C16 | FC/MC/PC43C | 0.98 | 1.11 | 0.89 |
| T*9X*C20 | FC/MC/PC43C | 0.98 | 1.10 | 0.89 |
| (T*(8,L)C/T*8V)*A12 | FC/MC/PC32A | 0.98 | 1.05 | 0.93 |
| (T*(8,L)C/T*8V)*B12 | FC/MC/PC35B | 0.96 | 1.04 | 0.92 |
| (T*(8,L)C/T*8V)*C16 | FC/MC/PC35C | 0.98 | 1.08 | 0.91 |
| (T*(8,L)C/T*8V)*C20 | FC/MC/PC35C | 0.95 | 1.05 | 0.90 |
| (T*9C/T*9V)*B12 | FC/MC/PC35B | 0.98 | 1.07 | 0.92 |
| (T*9C/T*9V)*C16 | FC/MC/PC35C | 0.99 | 1.08 | 0.92 |
| (T*9C/T*9V)*C20 | FC/MC/PC35C | 0.96 | 1.05 | 0.91 |
| (T*(8,L)C/T*8V)*A12 | FC/MC/PC37A | 0.99 | 1.08 | 0.92 |
| (T*(8,L)C/T*8V)*B12 | FC/MC/PC43B | 0.98 | 1.07 | 0.91 |
| (T*(8,L)C/T*8V)*C16 | FC/MC/PC43C | 1.00 | 1.11 | 0.90 |
| (T*(8,L)C/T*8V)*C20 | FC/MC/PC43C | 0.97 | 1.08 | 0.89 |
| (T*9C/T*9V)*B12 | FC/MC/PC43B | 0.99 | 1.08 | 0.92 |
| (T*9C/T*9V)*C16 | FC/MC/PC43C | 0.99 | 1.09 | 0.91 |
| (T*9C/T*9V)*C20 | FC/MC/PC43C | 1.00 | 1.11 | 0.90 |

| HEATING PERFORMANCE DATA | | | | | | | | | | |
|---------------------------------------|--------------------------------------|-------------|-----|--------|-------|-----|--------|-------|-----|--------|
| CONDENSING UNIT MODEL NO | | GHGD30S41S4 | | | | | | | | |
| EVAPORATOR COIL MODEL NO | | AHP30 | | | | | | | | |
| AIR TEMP. ENTERING OUTDOOR UNIT | AIR TEMP. ENTERING INDOOR COIL | ID CFM | | | | | | | | |
| | | 800 | | | 1000 | | | 1200 | | |
| | | MBTUH | KW | C.O.P. | MBTUH | KW | C.O.P. | MBTUH | KW | C.O.P. |
| 60 | 60 | 30.7 | 3.6 | 2.2 | 29.7 | 3.6 | 2.1 | 28.7 | 3.5 | 2.0 |
| | 70 | 30.1 | 3.4 | 2.3 | 29.4 | 3.4 | 2.2 | 28.7 | 3.3 | 2.1 |
| | 80 | 29.5 | 3.2 | 2.4 | 29.1 | 3.2 | 2.3 | 28.7 | 3.1 | 2.3 |
| 47 | 60 | 27.6 | 3.5 | 2.0 | 27.0 | 3.4 | 1.9 | 26.4 | 3.4 | 1.9 |
| | 70 | 26.6 | 3.3 | 2.1 | 26.3 | 3.2 | 2.0 | 26.0 | 3.2 | 2.0 |
| | 80 | 25.6 | 3.1 | 2.2 | 25.6 | 3.0 | 2.1 | 25.6 | 3.0 | 2.1 |
| 40 | 60 | 25.5 | 3.4 | 1.9 | 25.3 | 3.3 | 1.9 | 25.0 | 3.3 | 1.8 |
| | 70 | 24.4 | 3.2 | 2.0 | 24.4 | 3.1 | 1.9 | 24.4 | 3.1 | 1.9 |
| | 80 | 23.3 | 2.9 | 2.0 | 23.5 | 2.9 | 2.0 | 23.8 | 2.9 | 2.0 |
| 30 | 60 | 22.2 | 3.2 | 1.8 | 22.3 | 3.1 | 1.7 | 22.4 | 3.1 | 1.7 |
| | 70 | 20.4 | 2.8 | 1.8 | 20.8 | 2.8 | 1.8 | 21.3 | 2.8 | 1.8 |
| | 80 | 18.6 | 2.5 | 1.9 | 19.3 | 2.5 | 1.9 | 20.1 | 2.6 | 1.8 |
| 17 | 60 | 16.5 | 2.6 | 1.6 | 17.0 | 2.6 | 1.6 | 17.6 | 2.6 | 1.6 |
| | 70 | 14.1 | 2.2 | 1.6 | 14.8 | 2.2 | 1.6 | 15.4 | 2.2 | 1.6 |
| | 80 | 11.6 | 1.8 | 1.6 | 12.5 | 1.8 | 1.6 | 13.3 | 1.9 | 1.6 |
| 10 | 60 | 13.0 | 2.1 | 1.5 | 13.2 | 2.1 | 1.5 | 13.3 | 2.0 | 1.5 |
| | 70 | 11.0 | 1.8 | 1.5 | 11.2 | 1.8 | 1.5 | 11.3 | 1.7 | 1.5 |
| | 80 | 9.1 | 1.5 | 1.5 | 9.2 | 1.4 | 1.5 | 9.3 | 1.4 | 1.5 |

NOTE: ALL CAPACITIES ARE NET (KBTUH) WITH INDOOR FAN HEAT ALREADY DEDUCTED AT 1250 BTUH/1000 CFM.

Multipliers for determining the performance with other indoor sections.

| Air Handlers | Coils | MBH | KW | COP |
|--------------|------------|------|------|------|
| - | FC/MC/PC32 | 1.00 | 0.99 | 1.01 |
| - | FC/MC/PC35 | 1.00 | 0.99 | 1.01 |
| - | FC/MC/PC37 | 1.02 | 1.02 | 1.00 |
| - | FC/MC/PC43 | 1.02 | 1.02 | 1.00 |
| AHP30 | - | 1.00 | 1.00 | 1.00 |
| AHP36 | - | 1.01 | 1.02 | 0.99 |
| AHX30 | - | 0.99 | 1.05 | 0.94 |
| AHX36 | - | 0.99 | 1.10 | 0.90 |
| AV*36 | - | 0.99 | 1.11 | 0.90 |
| F4FP040 | - | 1.00 | 0.99 | 1.01 |
| F6FP030 | - | 0.99 | 1.02 | 0.97 |
| F6FP036 | - | 0.98 | 1.05 | 0.93 |
| MV12B | FC/MC35B | 0.98 | 1.06 | 0.92 |
| MV12B | FC/MC43B | 1.00 | 1.08 | 0.92 |
| MV16C | FC/MC35C | 0.99 | 1.08 | 0.91 |
| MV16C | FC/MC43C | 1.00 | 1.09 | 0.92 |
| MA12B | FC/MC35B | 1.00 | 0.99 | 1.01 |
| MA12B | FC/MC43B | 1.02 | 1.02 | 1.00 |

| Furnaces | Coils | MBH | KW | COP |
|--------------|-------------|------|------|------|
| T*(8,L)X*A12 | FC/MC/PC32A | 0.99 | 1.04 | 0.95 |
| T*(8,L)X*B12 | FC/MC/PC35B | 1.00 | 1.07 | 0.94 |
| T*(8,L)X*C16 | FC/MC/PC35C | 0.99 | 1.08 | 0.92 |
| T*(8,L)X*C20 | FC/MC/PC35C | 0.95 | 1.03 | 0.92 |

| Furnaces | Coils | MBH | KW | COP |
|---------------------|-------------|------|------|------|
| T*9X*B12 | FC/MC/PC35B | 0.99 | 1.06 | 0.94 |
| T*9X*C16 | FC/MC/PC35C | 0.99 | 1.07 | 0.92 |
| T*9X*C20 | FC/MC/PC35C | 0.94 | 1.04 | 0.91 |
| T*(8,L)X*A12 | FC/MC/PC37A | 1.01 | 1.10 | 0.92 |
| T*(8,L)X*B12 | FC/MC/PC43B | 1.01 | 1.10 | 0.92 |
| T*(8,L)X*C16 | FC/MC/PC43C | 0.99 | 1.10 | 0.90 |
| T*(8,L)X*C20 | FC/MC/PC43C | 0.96 | 1.07 | 0.90 |
| T*9X*B12 | FC/MC/PC43B | 1.01 | 1.09 | 0.92 |
| T*9X*C16 | FC/MC/PC43C | 1.00 | 1.09 | 0.92 |
| T*9X*C20 | FC/MC/PC43C | 0.93 | 1.01 | 0.92 |
| (T*(8,L)C/T*8V)*A12 | FC/MC/PC32A | 1.00 | 1.00 | 1.00 |
| (T*(8,L)C/T*8V)*B12 | FC/MC/PC35B | 0.99 | 1.04 | 0.95 |
| (T*(8,L)C/T*8V)*C16 | FC/MC/PC35C | 0.98 | 1.05 | 0.93 |
| (T*(8,L)C/T*8V)*C20 | FC/MC/PC35C | 0.99 | 1.06 | 0.94 |
| (T*9C/T*9V)*B12 | FC/MC/PC35B | 0.99 | 1.02 | 0.97 |
| (T*9C/T*9V)*C16 | FC/MC/PC35C | 0.98 | 1.05 | 0.93 |
| (T*9C/T*9V)*C20 | FC/MC/PC35C | 0.98 | 1.05 | 0.93 |
| (T*(8,L)C/T*8V)*A12 | FC/MC/PC37A | 0.99 | 1.05 | 0.94 |
| (T*(8,L)C/T*8V)*B12 | FC/MC/PC43B | 1.01 | 1.07 | 0.94 |
| (T*(8,L)C/T*8V)*C16 | FC/MC/PC43C | 1.00 | 1.09 | 0.92 |
| (T*(8,L)C/T*8V)*C20 | FC/MC/PC43C | 0.99 | 1.10 | 0.90 |
| (T*9C/T*9V)*B12 | FC/MC/PC43B | 1.01 | 1.05 | 0.96 |
| (T*9C/T*9V)*C16 | FC/MC/PC43C | 1.00 | 1.07 | 0.93 |
| (T*9C/T*9V)*C20 | FC/MC/PC43C | 1.00 | 1.08 | 0.92 |

| HEATING PERFORMANCE DATA | | | | | | | | | | |
|---------------------------------------|--------------------------------------|-------------|-----|--------|-------|-----|--------|-------|-----|--------|
| CONDENSING UNIT MODEL NO | | GHGD36S41S4 | | | | | | | | |
| EVAPORATOR COIL MODEL NO | | AHP36 | | | | | | | | |
| AIR TEMP. ENTERING OUTDOOR UNIT | AIR TEMP. ENTERING INDOOR COIL | ID CFM | | | | | | | | |
| | | 1000 | | | 1200 | | | 1400 | | |
| | | MBTUH | KW | C.O.P. | MBTUH | KW | C.O.P. | MBTUH | KW | C.O.P. |
| 60 | 60 | 37.9 | 3.7 | 2.7 | 37.1 | 3.6 | 2.6 | 36.3 | 3.6 | 2.5 |
| | 70 | 37.4 | 3.4 | 2.8 | 36.8 | 3.4 | 2.7 | 36.3 | 3.4 | 2.6 |
| | 80 | 36.9 | 3.2 | 3.0 | 36.6 | 3.2 | 2.9 | 36.3 | 3.2 | 2.8 |
| 47 | 60 | 34.6 | 3.5 | 2.5 | 33.9 | 3.5 | 2.4 | 33.2 | 3.4 | 2.4 |
| | 70 | 34.0 | 3.3 | 2.7 | 33.6 | 3.3 | 2.6 | 33.2 | 3.2 | 2.5 |
| | 80 | 33.5 | 3.1 | 2.8 | 33.4 | 3.1 | 2.7 | 33.3 | 3.1 | 2.7 |
| 40 | 60 | 32.2 | 3.4 | 2.4 | 31.9 | 3.4 | 2.3 | 31.6 | 3.3 | 2.3 |
| | 70 | 31.4 | 3.2 | 2.5 | 31.3 | 3.2 | 2.5 | 31.3 | 3.1 | 2.4 |
| | 80 | 30.6 | 3.0 | 2.7 | 30.8 | 3.0 | 2.6 | 31.1 | 3.0 | 2.6 |
| 30 | 60 | 28.3 | 3.2 | 2.2 | 28.5 | 3.2 | 2.2 | 28.6 | 3.1 | 2.2 |
| | 70 | 27.2 | 2.9 | 2.3 | 27.7 | 3.0 | 2.3 | 28.2 | 3.0 | 2.3 |
| | 80 | 26.0 | 2.7 | 2.4 | 26.9 | 2.8 | 2.4 | 27.8 | 2.8 | 2.4 |
| 17 | 60 | 21.8 | 2.7 | 2.0 | 22.8 | 2.7 | 2.0 | 23.9 | 2.8 | 2.0 |
| | 70 | 18.7 | 2.3 | 2.0 | 19.8 | 2.4 | 2.0 | 20.9 | 2.4 | 2.0 |
| | 80 | 15.6 | 1.9 | 2.0 | 16.8 | 2.0 | 2.0 | 18.0 | 2.1 | 2.1 |
| 10 | 60 | 18.7 | 2.4 | 1.9 | 18.4 | 2.3 | 1.9 | 18.2 | 2.2 | 1.9 |
| | 70 | 16.1 | 2.0 | 1.9 | 16.0 | 2.0 | 1.9 | 16.0 | 1.9 | 2.0 |
| | 80 | 13.5 | 1.7 | 2.0 | 13.6 | 1.7 | 2.0 | 13.7 | 1.6 | 2.0 |

NOTE: ALL CAPACITIES ARE NET (KBTUH) WITH INDOOR FAN HEAT ALREADY DEDUCTED AT 1250 BTUH/1000 CFM.

Multipliers for determining the performance with other indoor sections.

| Air Handlers | Coils | MBH | KW | COP |
|--------------|------------|------|------|------|
| - | FC/MC/PC43 | 1.00 | 1.00 | 1.00 |
| - | FC/MC/PC37 | 0.99 | 1.01 | 0.99 |
| - | HD48 | 0.96 | 0.93 | 1.03 |
| - | FC/MC/PC48 | 1.01 | 1.01 | 0.99 |
| - | UC48 | 1.01 | 1.04 | 0.98 |
| AHP36 | - | 1.00 | 0.99 | 1.01 |
| AHP42 | - | 1.01 | 1.02 | 0.98 |
| AHX36 | - | 0.98 | 1.06 | 0.92 |
| AHX42 | - | 0.98 | 1.09 | 0.90 |
| AV*36 | - | 0.98 | 1.06 | 0.92 |
| F4FP045 | - | 1.02 | 1.05 | 0.98 |
| F5FP048 | - | 0.99 | 1.08 | 0.92 |
| F6FP042 | - | 0.99 | 1.09 | 0.91 |
| MV12B | FC/MC43B | 0.99 | 1.05 | 0.94 |
| MV12D | FC/MC48D | 0.98 | 1.09 | 0.90 |
| MV16C | FC/MC43C | 0.98 | 1.06 | 0.92 |
| MV16C | FC/MC48C | 0.98 | 1.07 | 0.92 |
| MA12B | FC/MC43B | 1.00 | 1.00 | 1.00 |

| Furnaces | Coils | MBH | KW | COP |
|---------------------|-------------|------|------|------|
| T*(8,L)X*C20 | FC/MC/PC48C | 0.99 | 1.09 | 0.91 |
| T*9X*C16 | FC/MC/PC48C | 1.00 | 1.08 | 0.93 |
| T*9X*C20 | FC/MC/PC48C | 0.98 | 1.07 | 0.92 |
| T*9X*D20 | FC/MC/PC48D | 0.98 | 1.08 | 0.91 |
| T*9X*C20 | FC/MC/PC43C | 0.98 | 1.05 | 0.93 |
| T*(8,L)X*C16 | UC48C | 0.99 | 1.12 | 0.88 |
| T*(8,L)X*C20 | UC48C | 1.00 | 1.12 | 0.89 |
| T*9X*C16 | UC48C | 1.01 | 1.11 | 0.91 |
| T*9X*C20 | UC48C | 0.99 | 1.10 | 0.90 |
| T*9X*D20 | UC48D | 0.99 | 1.10 | 0.90 |
| (T*(8,L)C/T*8V)*B12 | FC/MC/PC43B | 1.00 | 1.02 | 0.98 |
| (T*(8,L)C/T*8V)*C16 | FC/MC/PC43C | 0.98 | 1.05 | 0.94 |
| (T*(8,L)C/T*8V)*C20 | FC/MC/PC43C | 0.98 | 1.05 | 0.93 |
| (T*9C/T*9V)*B12 | FC/MC/PC43B | 0.99 | 1.02 | 0.97 |
| (T*9C/T*9V)*C16 | FC/MC/PC43C | 0.98 | 1.04 | 0.95 |
| (T*9C/T*9V)*C20 | FC/MC/PC43C | 0.98 | 1.05 | 0.94 |
| (T*(8,L)C/T*8V)*A12 | FC/MC/PC37A | 0.98 | 1.02 | 0.97 |
| (T*(8,L)C/T*8V)*C16 | FC/MC/PC48C | 0.99 | 1.06 | 0.93 |
| (T*(8,L)C/T*8V)*C20 | FC/MC/PC48C | 0.98 | 1.08 | 0.91 |
| (T*9C/T*9V)*C16 | FC/MC/PC48C | 0.99 | 1.05 | 0.94 |
| (T*9C/T*9V)*C20 | FC/MC/PC48C | 1.01 | 1.06 | 0.95 |
| (T*9C/T*9V)*D20 | FC/MC/PC48D | 0.99 | 1.06 | 0.93 |
| (T*(8,L)C/T*8V)*C16 | UC48C | 0.99 | 1.09 | 0.91 |
| (T*(8,L)C/T*8V)*C20 | UC48C | 0.99 | 1.10 | 0.90 |
| (T*9C/T*9V)*C16 | UC48C | 1.00 | 1.08 | 0.92 |
| (T*9C/T*9V)*C20 | UC48C | 1.02 | 1.08 | 0.94 |
| (T*9C/T*9V)*D20 | UC48D | 1.00 | 1.09 | 0.92 |

| Furnaces | Coils | MBH | KW | COP |
|--------------|-------------|------|------|------|
| T*(8,L)X*A12 | FC/MC/PC37A | 0.99 | 1.06 | 0.93 |
| T*(8,L)X*B12 | FC/MC/PC43B | 0.99 | 1.06 | 0.93 |
| T*(8,L)X*C16 | FC/MC/PC43C | 0.97 | 1.07 | 0.90 |
| T*(8,L)X*C20 | FC/MC/PC43C | 0.98 | 1.08 | 0.91 |
| T*9X*B12 | FC/MC/PC43B | 0.99 | 1.05 | 0.94 |
| T*9X*C16 | FC/MC/PC43C | 0.98 | 1.06 | 0.93 |
| T*(8,L)X*C16 | FC/MC/PC48C | 0.98 | 1.09 | 0.90 |

| HEATING PERFORMANCE DATA | | | | | | | | | | |
|---------------------------------------|--------------------------------------|-------------|-----|--------|-------|-----|--------|-------|-----|--------|
| CONDENSING UNIT MODEL NO | | GHGD42S41S4 | | | | | | | | |
| EVAPORATOR COIL MODEL NO | | AHP48 | | | | | | | | |
| AIR TEMP. ENTERING OUTDOOR UNIT | AIR TEMP. ENTERING INDOOR COIL | ID CFM | | | | | | | | |
| | | 1200 | | | 1400 | | | 1600 | | |
| | | MBTUH | KW | C.O.P. | MBTUH | KW | C.O.P. | MBTUH | KW | C.O.P. |
| 60 | 60 | 45.8 | 4.2 | 2.8 | 45.2 | 4.1 | 2.7 | 44.5 | 4.1 | 2.6 |
| | 70 | 44.6 | 3.8 | 3.0 | 44.4 | 3.8 | 2.9 | 44.2 | 3.8 | 2.8 |
| | 80 | 43.4 | 3.5 | 3.2 | 43.7 | 3.6 | 3.1 | 44.0 | 3.6 | 3.0 |
| 47 | 60 | 41.8 | 4.2 | 2.5 | 41.4 | 4.0 | 2.6 | 41.1 | 3.7 | 2.6 |
| | 70 | 40.7 | 3.9 | 2.7 | 40.2 | 3.7 | 2.7 | 39.7 | 3.5 | 2.7 |
| | 80 | 39.7 | 3.6 | 2.8 | 39.0 | 3.4 | 2.8 | 38.3 | 3.3 | 2.8 |
| 40 | 60 | 38.9 | 4.0 | 2.4 | 38.5 | 3.8 | 2.5 | 38.1 | 3.6 | 2.5 |
| | 70 | 37.6 | 3.7 | 2.6 | 37.0 | 3.5 | 2.6 | 36.4 | 3.3 | 2.7 |
| | 80 | 36.3 | 3.4 | 2.7 | 35.5 | 3.2 | 2.8 | 34.7 | 3.0 | 2.8 |
| 30 | 60 | 34.9 | 3.7 | 2.3 | 34.0 | 3.5 | 2.3 | 33.1 | 3.3 | 2.4 |
| | 70 | 32.6 | 3.4 | 2.4 | 31.7 | 3.1 | 2.4 | 30.8 | 3.0 | 2.5 |
| | 80 | 30.3 | 3.0 | 2.5 | 29.4 | 2.8 | 2.5 | 28.4 | 2.6 | 2.6 |
| 17 | 60 | 26.6 | 3.0 | 2.2 | 25.7 | 2.8 | 2.2 | 24.9 | 2.6 | 2.2 |
| | 70 | 24.1 | 2.6 | 2.3 | 23.4 | 2.4 | 2.3 | 22.6 | 2.3 | 2.3 |
| | 80 | 21.6 | 2.3 | 2.4 | 21.0 | 2.1 | 2.4 | 20.4 | 2.0 | 2.4 |
| 10 | 60 | 22.3 | 2.5 | 2.2 | 21.5 | 2.4 | 2.2 | 20.6 | 2.2 | 2.2 |
| | 70 | 20.0 | 2.2 | 2.2 | 19.2 | 2.1 | 2.2 | 18.5 | 1.9 | 2.2 |
| | 80 | 17.6 | 1.9 | 2.2 | 17.0 | 1.8 | 2.2 | 16.4 | 1.7 | 2.2 |

NOTE: ALL CAPACITIES ARE NET (KBTUH) WITH INDOOR FAN HEAT ALREADY DEDUCTED AT 1250 BTUH/1000 CFM.

Multipliers for determining the performance with other indoor sections.

| Air Handlers | Coils | MBH | KW | COP |
|--------------|------------|------|------|------|
| - | FC/MC/PC60 | 1.01 | 1.01 | 1.01 |
| - | HD60 | 0.96 | 0.93 | 1.04 |
| - | UC60 | 1.00 | 0.99 | 1.01 |
| AHP48 | - | 1.00 | 1.00 | 1.00 |
| AHP60 | - | 1.00 | 1.06 | 0.94 |
| AHX42 | - | 0.89 | 0.98 | 0.90 |
| AHX48 | - | 0.98 | 1.05 | 0.93 |
| AV*48 | - | 0.99 | 1.07 | 0.92 |
| AV*60 | - | 0.99 | 1.08 | 0.92 |
| F4FP045 | - | 1.01 | 1.01 | 1.00 |
| F4FV060 | - | 0.91 | 1.01 | 0.90 |
| F4FV060 | - | 0.99 | 1.07 | 0.93 |
| F5FP048 | - | 0.99 | 1.04 | 0.95 |
| F5FP060 | - | 1.00 | 1.06 | 0.94 |
| F6FP042 | - | 0.91 | 0.98 | 0.93 |
| F6FP048 | - | 0.99 | 1.07 | 0.92 |
| MV16C | FC/MC48C | 0.98 | 1.04 | 0.94 |
| MV16C | FC/MC60C | 0.99 | 1.05 | 0.94 |
| MV20D | FC/MC48D | 0.98 | 1.07 | 0.92 |
| MV20D | FC/MC60D | 0.99 | 1.06 | 0.93 |
| MA16C | FC/MC60C | 1.01 | 1.01 | 1.01 |

| Furnaces | Coils | MBH | KW | COP |
|--------------|-------------|------|------|------|
| T*(8,L)X*C16 | FC/MC/PC48C | 0.89 | 0.98 | 0.90 |
| T*(8,L)X*C20 | FC/MC/PC48C | 0.90 | 0.99 | 0.91 |
| T*9X*C16 | FC/MC/PC48C | 0.91 | 0.97 | 0.94 |
| T*9X*C20 | FC/MC/PC48C | 0.90 | 0.98 | 0.92 |
| T*9X*D20 | FC/MC/PC48D | 0.90 | 0.99 | 0.91 |
| T*(8,L)X*C16 | FC/PC60C | 0.99 | 1.08 | 0.92 |
| T*(8,L)X*C20 | FC/PC60C | 1.00 | 1.08 | 0.93 |
| T*9X*C16 | FC/PC60C | 1.00 | 1.06 | 0.94 |
| T*9X*C20 | FC/PC60C | 1.00 | 1.08 | 0.93 |

| Furnaces | Coils | MBH | KW | COP |
|---------------------|-------------|------|------|------|
| T*9X*D20 | FC/MC/PC60D | 1.00 | 1.09 | 0.92 |
| T*(8,L)X*C16 | HD60 | 0.95 | 0.99 | 0.96 |
| T*(8,L)X*C20 | HD60 | 0.95 | 0.99 | 0.96 |
| T*9X*C16 | HD60 | 0.95 | 0.97 | 0.98 |
| T*9X*C20 | HD60 | 0.95 | 0.98 | 0.97 |
| T*9X*D20 | HD60 | 0.95 | 0.98 | 0.97 |
| T*(8,L)X*C16 | UC60C | 0.98 | 1.06 | 0.92 |
| T*(8,L)X*C20 | UC60C | 0.99 | 1.07 | 0.92 |
| T*9X*C16 | UC60C | 0.99 | 1.04 | 0.95 |
| T*9X*C20 | UC60C | 0.99 | 1.05 | 0.94 |
| T*9X*D20 | UC60D | 0.99 | 1.08 | 0.91 |
| (T*(8,L)C/T*8V)*C16 | FC/MC/PC48C | 0.91 | 0.97 | 0.94 |
| (T*(8,L)C/T*8V)*C20 | FC/MC/PC48C | 0.91 | 0.97 | 0.94 |
| (T*9C/T*9V)*C16 | FC/MC/PC48C | 0.91 | 0.95 | 0.95 |
| (T*9C/T*9V)*C20 | FC/MC/PC48C | 0.91 | 0.95 | 0.96 |
| (T*9C/T*9V)*D20 | FC/MC/PC48D | 0.91 | 0.96 | 0.95 |
| (T*(8,L)C/T*8V)*C16 | FC/PC60C | 1.00 | 1.05 | 0.95 |
| (T*(8,L)C/T*8V)*C20 | FC/PC60C | 0.99 | 1.06 | 0.93 |
| (T*9C/T*9V)*C16 | FC/PC60C | 1.00 | 1.02 | 0.98 |
| (T*9C/T*9V)*C20 | FC/PC60C | 1.00 | 1.03 | 0.97 |
| (T*9C/T*9V)*D20 | FC/MC/PC60D | 1.00 | 1.04 | 0.96 |
| (T*(8,L)C/T*8V)*C16 | HD60 | 0.95 | 0.96 | 0.99 |
| (T*(8,L)C/T*8V)*C20 | HD60 | 0.95 | 0.97 | 0.98 |
| (T*9C/T*9V)*C16 | HD60 | 0.96 | 0.94 | 1.02 |
| (T*9C/T*9V)*C20 | HD60 | 0.96 | 0.95 | 1.01 |
| (T*9C/T*9V)*D20 | HD60 | 0.96 | 0.96 | 1.01 |
| (T*(8,L)C/T*8V)*C16 | UC60C | 0.99 | 1.04 | 0.95 |
| (T*(8,L)C/T*8V)*C20 | UC60C | 0.99 | 1.05 | 0.94 |
| (T*9C/T*9V)*C16 | UC60C | 1.00 | 1.01 | 0.99 |
| (T*9C/T*9V)*C20 | UC60C | 1.00 | 1.02 | 0.98 |
| (T*9C/T*9V)*D20 | UC60D | 0.99 | 1.03 | 0.96 |

| HEATING PERFORMANCE DATA | | | | | | | | | | |
|---------------------------------------|--------------------------------------|-------------|-----|--------|-------|-----|--------|-------|-----|--------|
| CONDENSING UNIT MODEL NO | | GHGD48S41S4 | | | | | | | | |
| EVAPORATOR COIL MODEL NO | | AHP48 | | | | | | | | |
| AIR TEMP. ENTERING OUTDOOR UNIT | AIR TEMP. ENTERING INDOOR COIL | ID CFM | | | | | | | | |
| | | 1400 | | | 1600 | | | 1800 | | |
| | | MBTUH | KW | C.O.P. | MBTUH | KW | C.O.P. | MBTUH | KW | C.O.P. |
| 60 | 60 | 54.6 | 3.9 | 3.6 | 54.4 | 3.9 | 3.6 | 54.2 | 3.8 | 3.5 |
| | 70 | 53.1 | 3.7 | 3.7 | 53.2 | 3.6 | 3.7 | 53.3 | 3.6 | 3.6 |
| | 80 | 51.6 | 3.4 | 3.9 | 52.0 | 3.4 | 3.8 | 52.4 | 3.4 | 3.8 |
| 47 | 60 | 47.4 | 3.8 | 3.2 | 47.7 | 3.7 | 3.2 | 47.9 | 3.7 | 3.1 |
| | 70 | 47.6 | 3.8 | 3.2 | 47.1 | 3.7 | 3.2 | 46.5 | 3.5 | 3.2 |
| | 80 | 47.8 | 3.9 | 3.1 | 46.5 | 3.6 | 3.2 | 45.1 | 3.3 | 3.3 |
| 40 | 60 | 43.6 | 3.7 | 3.0 | 43.8 | 3.6 | 2.9 | 43.9 | 3.6 | 2.9 |
| | 70 | 40.8 | 3.4 | 3.0 | 41.2 | 3.4 | 3.0 | 41.7 | 3.4 | 3.0 |
| | 80 | 37.9 | 3.1 | 3.1 | 38.7 | 3.1 | 3.1 | 39.5 | 3.1 | 3.1 |
| 30 | 60 | 32.9 | 3.2 | 2.5 | 34.0 | 3.2 | 2.5 | 35.1 | 3.2 | 2.5 |
| | 70 | 32.5 | 3.0 | 2.6 | 33.5 | 3.0 | 2.6 | 34.4 | 3.0 | 2.7 |
| | 80 | 32.2 | 2.9 | 2.8 | 32.9 | 2.9 | 2.8 | 33.6 | 2.9 | 2.8 |
| 17 | 60 | 27.9 | 2.9 | 2.3 | 28.7 | 2.9 | 2.3 | 29.6 | 2.9 | 2.3 |
| | 70 | 25.5 | 2.6 | 2.3 | 26.4 | 2.6 | 2.3 | 27.3 | 2.7 | 2.3 |
| | 80 | 23.2 | 2.3 | 2.4 | 24.1 | 2.4 | 2.4 | 25.0 | 2.4 | 2.4 |
| 10 | 60 | 22.2 | 2.5 | 2.1 | 23.3 | 2.6 | 2.1 | 24.5 | 2.6 | 2.1 |
| | 70 | 20.8 | 2.3 | 2.2 | 21.8 | 2.3 | 2.2 | 22.7 | 2.3 | 2.2 |
| | 80 | 19.5 | 2.1 | 2.3 | 20.2 | 2.1 | 2.3 | 20.9 | 2.1 | 2.3 |

NOTE: ALL CAPACITIES ARE NET (KBTUH) WITH INDOOR FAN HEAT ALREADY DEDUCTED AT 1250 BTUH/1000 CFM.

Multipliers for determining the performance with other indoor sections.

| Air Handlers | Coils | MBH | KW | COP |
|--------------|------------|------|------|------|
| - | FC/MC/PC60 | 0.99 | 1.02 | 0.97 |
| - | FC/MC62 | 0.99 | 1.01 | 0.98 |
| - | UC60 | 0.99 | 1.02 | 0.97 |
| AHP48 | - | 1.00 | 1.00 | 1.00 |
| AHP60 | - | 0.98 | 1.06 | 0.93 |
| AHX48 | - | 0.97 | 1.05 | 0.92 |
| AHX60 | - | 0.97 | 1.07 | 0.91 |
| AV*48 | - | 0.99 | 1.08 | 0.92 |
| AV*60 | - | 0.98 | 1.09 | 0.90 |
| F4FV060 | - | 0.99 | 1.07 | 0.93 |
| F5FP060 | - | 0.99 | 1.06 | 0.94 |
| F6FP048 | - | 0.99 | 1.07 | 0.92 |
| F6FP060 | - | 0.97 | 1.07 | 0.91 |
| MV16C | FC/PC60C | 0.99 | 1.02 | 0.97 |
| MV20D | FC/MC60D | 0.98 | 1.06 | 0.92 |
| MV20D | FC/MC62D | 0.97 | 1.06 | 0.91 |
| MA16C | FC/MC60C | 0.99 | 1.02 | 0.97 |

| Furnaces | Coils | MBH | KW | COP |
|---------------------|-------------|------|------|------|
| T*(8,L)X*C20 | FC/MC62D | 0.97 | 1.06 | 0.92 |
| T*9X*C16 | FC/MC62D | 0.98 | 1.05 | 0.94 |
| T*9X*C20 | FC/MC62D | 0.97 | 1.05 | 0.92 |
| T*9X*D20 | FC/MC62D | 0.98 | 1.04 | 0.94 |
| T*(8,L)X*C16 | UC60C | 0.98 | 1.05 | 0.93 |
| T*(8,L)X*C20 | UC60C | 0.96 | 1.09 | 0.88 |
| T*9X*C16 | UC60C | 0.98 | 1.05 | 0.94 |
| T*9X*C20 | UC60C | 0.97 | 1.06 | 0.92 |
| T*9X*D20 | UC60D | 0.96 | 1.07 | 0.89 |
| (T*(8,L)C/T*8V)*C16 | FC/PC60C | 0.99 | 1.04 | 0.95 |
| (T*(8,L)C/T*8V)*C20 | FC/PC60C | 0.99 | 1.04 | 0.95 |
| (T*9C/T*9V)*C16 | FC/PC60C | 0.99 | 1.03 | 0.96 |
| (T*9C/T*9V)*C20 | FC/PC60C | 0.99 | 1.03 | 0.96 |
| (T*9C/T*9V)*D20 | FC/MC/PC60D | 0.99 | 1.04 | 0.95 |
| (T*(8,L)C/T*8V)*C16 | FC/MC62D | 0.98 | 1.04 | 0.94 |
| (T*(8,L)C/T*8V)*C20 | FC/MC62D | 0.98 | 1.05 | 0.94 |
| (T*9C/T*9V)*C16 | FC/MC62D | 0.98 | 1.03 | 0.95 |
| (T*9C/T*9V)*C20 | FC/MC62D | 0.98 | 1.02 | 0.96 |
| (T*9C/T*9V)*D20 | FC/MC62D | 0.98 | 1.03 | 0.95 |
| (T*(8,L)C/T*8V)*C16 | UC60C | 0.98 | 1.03 | 0.95 |
| (T*(8,L)C/T*8V)*C20 | UC60C | 0.98 | 1.05 | 0.93 |
| (T*9C/T*9V)*C16 | UC60C | 0.98 | 1.02 | 0.96 |
| (T*9C/T*9V)*C20 | UC60C | 0.98 | 1.02 | 0.96 |
| (T*9C/T*9V)*D20 | UC60D | 0.98 | 1.03 | 0.95 |

| Furnaces | Coils | MBH | KW | COP |
|--------------|-------------|------|------|------|
| T*(8,L)X*C16 | FC/PC60C | 0.98 | 1.06 | 0.93 |
| T*(8,L)X*C20 | FC/PC60C | 0.98 | 1.06 | 0.92 |
| T*9X*C16 | FC/PC60C | 0.98 | 1.06 | 0.93 |
| T*9X*C20 | FC/PC60C | 0.98 | 1.07 | 0.92 |
| T*9X*D20 | FC/MC/PC60D | 0.96 | 1.09 | 0.88 |
| T*(8,L)X*C16 | FC/MC62D | 0.98 | 1.05 | 0.94 |

| HEATING PERFORMANCE DATA | | | | | | | | | | |
|---------------------------------------|--------------------------------------|-------------|-----|--------|-------|-----|--------|-------|-----|--------|
| CONDENSING UNIT MODEL NO | | GHGD60S41S4 | | | | | | | | |
| EVAPORATOR COIL MODEL NO | | AHX60 | | | | | | | | |
| AIR TEMP. ENTERING OUTDOOR UNIT | AIR TEMP. ENTERING INDOOR COIL | ID CFM | | | | | | | | |
| | | 1600 | | | 1800 | | | 2000 | | |
| | | MBTUH | KW | C.O.P. | MBTUH | KW | C.O.P. | MBTUH | KW | C.O.P. |
| 60 | 60 | 62.8 | 3.6 | 4.4 | 61.5 | 3.7 | 4.3 | 60.1 | 3.8 | 4.1 |
| | 70 | 63.2 | 3.2 | 5.0 | 62.2 | 3.3 | 4.8 | 61.2 | 3.4 | 4.6 |
| | 80 | 63.6 | 3.0 | 5.5 | 62.9 | 3.1 | 5.3 | 62.2 | 3.2 | 5.2 |
| 47 | 60 | 56.1 | 3.4 | 4.1 | 55.2 | 3.5 | 3.9 | 54.4 | 3.6 | 3.8 |
| | 70 | 56.1 | 3.1 | 4.5 | 55.3 | 3.2 | 4.4 | 54.6 | 3.3 | 4.2 |
| | 80 | 56.1 | 2.9 | 4.9 | 55.4 | 3.0 | 4.8 | 54.8 | 3.0 | 4.7 |
| 40 | 60 | 51.5 | 3.3 | 3.8 | 41.8 | 3.0 | 3.4 | 32.0 | 2.6 | 3.1 |
| | 70 | 51.5 | 3.0 | 4.2 | 46.4 | 2.9 | 4.0 | 41.3 | 2.8 | 3.8 |
| | 80 | 51.4 | 2.8 | 4.7 | 51.0 | 2.9 | 4.6 | 50.7 | 2.9 | 4.5 |
| 30 | 60 | 40.4 | 2.8 | 3.5 | 36.7 | 2.7 | 3.3 | 33.0 | 2.6 | 3.2 |
| | 70 | 42.4 | 2.6 | 4.0 | 40.4 | 2.6 | 3.8 | 38.3 | 2.6 | 3.7 |
| | 80 | 44.4 | 2.5 | 4.4 | 44.0 | 2.6 | 4.3 | 43.7 | 2.7 | 4.2 |
| 17 | 60 | 33.7 | 2.0 | 4.1 | 35.7 | 2.4 | 3.7 | 37.6 | 2.9 | 3.3 |
| | 70 | 34.5 | 2.1 | 4.1 | 35.5 | 2.3 | 3.8 | 36.5 | 2.6 | 3.6 |
| | 80 | 35.3 | 2.2 | 4.1 | 35.3 | 2.2 | 4.0 | 35.3 | 2.3 | 3.9 |
| 10 | 60 | 32.5 | 2.4 | 3.3 | 31.2 | 2.4 | 3.2 | 30.0 | 2.4 | 3.0 |
| | 70 | 29.9 | 2.1 | 3.5 | 28.9 | 2.1 | 3.4 | 28.0 | 2.1 | 3.4 |
| | 80 | 27.3 | 1.8 | 3.8 | 26.7 | 1.8 | 3.7 | 26.0 | 1.8 | 3.7 |

NOTE: ALL CAPACITIES ARE NET (KBTUH) WITH INDOOR FAN HEAT ALREADY DEDUCTED AT 1250 BTUH/1000 CFM.

Multipliers for determining the performance with other indoor sections.

| Air Handlers | Coils | MBH | KW | COP |
|--------------|----------|------|------|------|
| - | FC/MC62 | 1.00 | 0.98 | 1.02 |
| - | FC64 | 1.00 | 1.00 | 1.00 |
| AHX60 | - | 1.00 | 1.00 | 1.00 |
| F6FP060 | - | 1.00 | 1.01 | 0.99 |
| MV20D | FC/MC62D | 1.00 | 0.99 | 1.01 |
| MV20D | FC64D | 1.00 | 1.01 | 0.99 |
| MA20D | FC/MC62D | 1.00 | 0.98 | 1.02 |
| MA20D | FC64D | 1.00 | 1.00 | 1.00 |

| Furnaces | Coils | MBH | KW | COP |
|---------------------|----------|------|------|------|
| T*(8,L)X*C20 | FC/MC62D | 1.00 | 1.00 | 1.00 |
| T*9X*C20 | FC/MC62D | 1.00 | 0.98 | 1.02 |
| T*9X*D20 | FC/MC62D | 1.00 | 0.99 | 1.01 |
| T*(8,L)X*C20 | FC64D | 1.00 | 1.02 | 0.98 |
| T*9X*C20 | FC64D | 1.00 | 1.01 | 0.99 |
| T*9X*D20 | FC64D | 1.00 | 1.02 | 0.98 |
| (T*(8,L)C/T*8V)*C20 | FC/MC62D | 1.00 | 0.98 | 1.02 |
| (T*9C/T*9V)*C20 | FC/MC62D | 1.00 | 0.97 | 1.03 |
| (T*9C/T*9V)*D20 | FC/MC62D | 1.00 | 0.97 | 1.03 |
| (T*(8,L)C/T*8V)*C20 | FC64D | 1.00 | 1.01 | 0.99 |
| (T*9C/T*9V)*C20 | FC64D | 1.00 | 0.99 | 1.01 |
| (T*9C/T*9V)*D20 | FC64D | 1.00 | 1.00 | 1.00 |

